TULICH LIFESTYLE VILLAGE, ORAN PARK

1 Civic Way, Oran Park

TULICH PROJECT MANAGEMENT PTY LTD

CONTENTS

SHEET NUMBER	DRAWING	CURRENT REVISION
00_001	COVER PAGE	6
00_100	DEVELOPMENT SUMMARY - SHEET 1	1
00_201	BASIX COMMITMENTS	1
01_001	LOCATION PLAN	1
03_001	EXISTING SITE PLAN - DEMOLITION + EXCAVATION	2
04_001	PROPOSED SITE PLAN	1
10_098	GA PLAN - BASEMENT 2	5
10_099	GA PLAN - BASEMENT 1	5
10_100	GA PLAN - GROUND FLOOR	5
10_101	GA PLAN - LEVEL 1	3
10_102	GA PLAN - LEVEL 2	2
10_103	GA PLAN - LEVEL 3	2
10_104	GA PLAN - LEVEL 4	2
10_105	GA PLAN - LEVEL 5	2
10_106	GA PLAN - LEVEL 6	2
10_107	GA PLAN - LEVEL 7	3
10_108	GA PLAN - LEVEL 8	4
10_109	GA PLAN - LEVEL 9	3
10_110	ROOF PLAN - LEVEL 10	2
20_001	ELEVATIONS - SHEET 1	4
20_002	ELEVATIONS - SHEET 2	4
30_001	SECTIONS - SHEET 1	2
30_002	SECTIONS - SHEET 2	4
60_101	APARTMENT PLANS_1B	1
60_201	APARTMENT PLANS_1B	2
60_301	APARTMENT PLANS_2B	2
60_302	APARTMENT PLANS_2B	1
60_303	APARTMENT PLANS_2B	1
60_304	APARTMENT PLANS_2B	3
60_305	APARTMENT PLANS_2B	1
60_306	APARTMENT PLANS_2B	1
60_401	APARTMENT PLANS_2B+S	1
60_402	APARTMENT PLANS_2B+S	1
60_403	APARTMENT PLANS_2B+S	2
60_404	APARTMENT PLANS_2B+S	1
60_405	APARTMENT PLANS_2B+S	2
60_501	APARTMENT PLANS_3B	2
60_502	APARTMENT PLANS_3B	1
60_503	APARTMENT PLANS_3B	3
60_504	APARTMENT PLANS_3B	2
60_505	APARTMENT PLANS_3B	1
60_506	APARTMENT PLANS_3B	1
60_507	APARTMENT PLANS_3B	1
60_508	APARTMENT PLANS_3B	2
60_509	APARTMENT PLANS_3B	2
61_101	ADAPTABLE SPACES - WET AREAS	1
77_001	EXTERNAL FINISHES AND MATERIALS	3
80_101	OVER SHADOWING DIAGRAMS - SHEET 1	1
80_102	OVER SHADOWING DIAGRAMS - SHEET 2	1
81_001	SUN EYE VIEW - SHEET 1	1
81_002	SUN EYE VIEW - SHEET 2	1
81_101	ADG ASSESSMENT - SOLAR SCHEDULE - SHEET 1	1
81_102	ADG ASSESSMENT - SOLAR SCHEDULE - SHEET 2	1
82_101	ADG ASSESSMENT - CROSS VENT SCHEDULE - SHEET 1	2
82_102	ADG ASSESSMENT - CROSS VENT SCHEDULE - SHEET 2	2
83_101	ADG ASSESSMENT - STORAGE SCHEDULE - SHEET 1	1
83_102	ADG ASSESSMENT - STORAGE SCHEDULE - SHEET 2	1
86_001	HEIGHT PLANE DIAGRAM	1
90_001	NOTIFICATION PLAN	3

SHEET TOTAL: 59

Studio.SC
Formerly Scott Carver

Level 1, 1 Chifley Square Sydney NSW 2000 Australia
www.studiosc.com.au +61 2 9957 3988

[Status]	DEVELOPMENT APPLICATION
[Nom. Architect]	THOMAS HANSEN /9527
[File]	20240019-AB-SK001-R24
[Print Date]	24/01/2025 2:16:18 PM

History

[Rev#]	[Description]	[Date]dd.mm.yy
A	DRAFT DA SET	13.09.2024
B	DRAFT DA SET	14.10.2024
1	DA SUBMISSION	22.10.2024
2	DA SUBMISSION - RFI AMMENDMENTS	24.01.2024

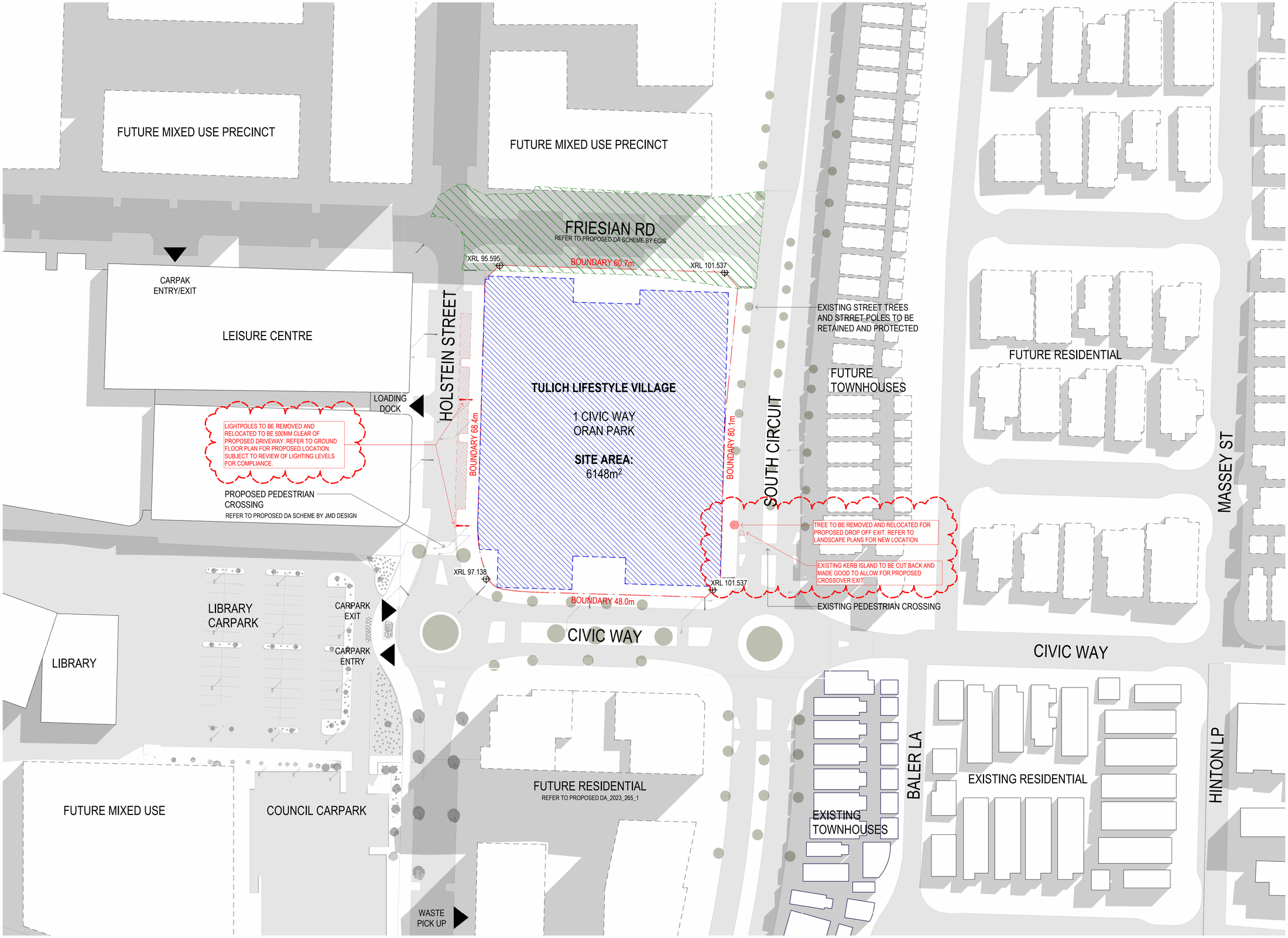

LEGEND

- REMOVE EXISTING PARKING AND STREET FURNITURE FOR PROPOSED CROSSOVERS AND MAKE GOOD PUBLIC DOMAIN TO COUNCIL REQUIREMENTS
- FUTURE ROAD TO BE CONSTRUCTED IN CONJUNCTION WITH PROPOSED DEVELOPMENT
- EXTENT OF EXCAVATION TO 2 BASEMENT LEVELS

Studio.SC
Formerly Scott Carver

Level 1, 1 Chifley Square Sydney NSW 2000 Australia
www.studiosc.com.au +61 2 9957 3988

[Project] TULICH LIFESTYLE VILLAGE, ORAN PARK

[Client] TULICH PROJECT MANAGEMENT PTY LTD

0 5 10 15 20 25 m
Bar Scale 1:500

[Scale] 1 : 500 @ A1

EXISTING SITE PLAN - DEMOLITION + EXCAVATION

[Ref] 20240019 [Dwg No] AD-DA03_001 [Rev] 2

PRINT IN COLOUR

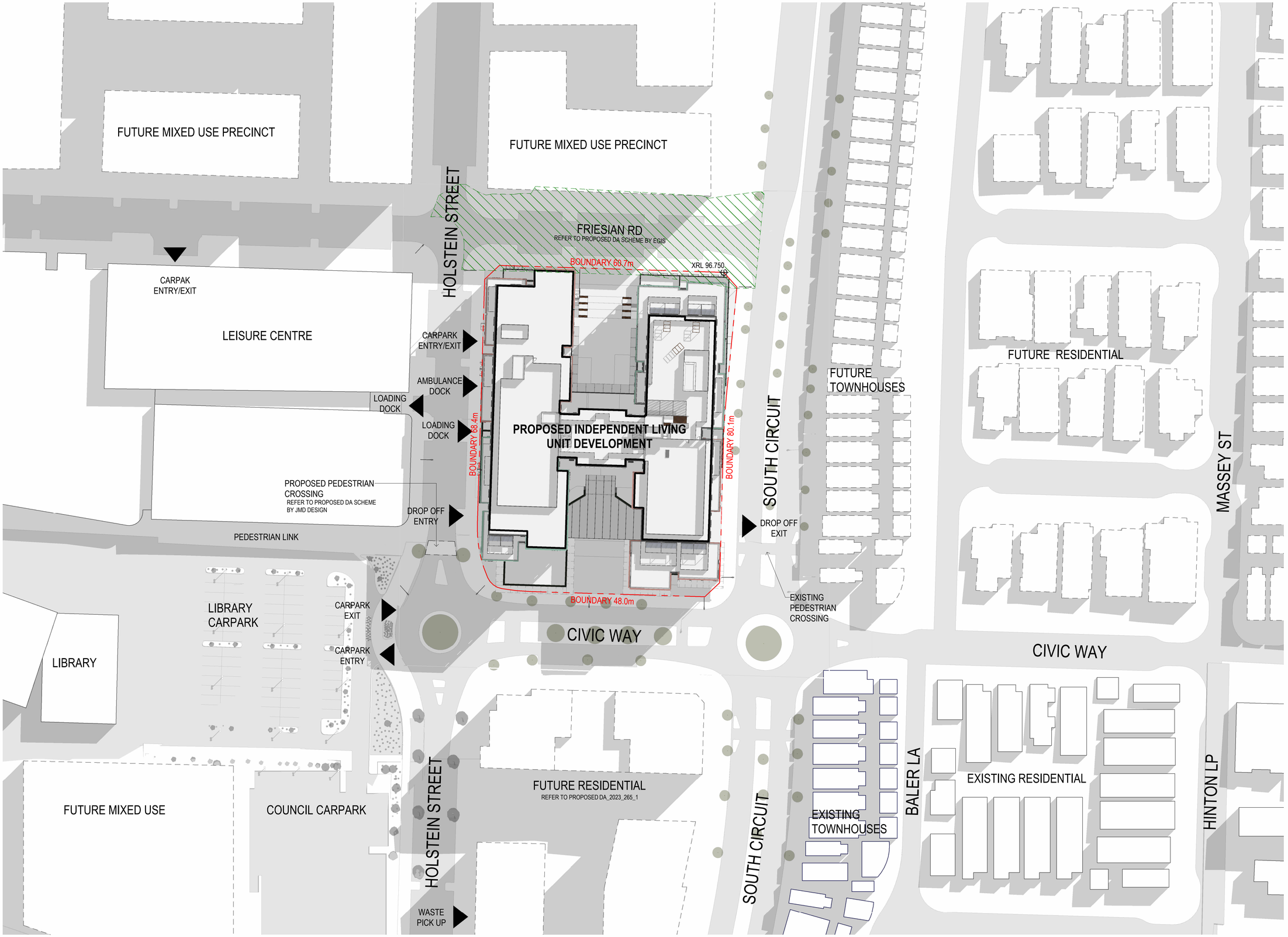

[Status]	DEVELOPMENT APPLICATION
[Nom. Architect]	THOMAS HANSEN /9527
[File]	20240019-AB-SK001-R24
[Print Date]	24/01/2025 1:06:11 PM

History

[Rev#]	[Description]	[Date]dd.mm.yy
A	DRAFT DA SET	13.09.2024
1	DA SUBMISSION	22.10.2024

Studio.SC
Formerly Scott Carver
Level 1, 1 Chifley Square Sydney NSW 2000 Australia
www.studiosc.com.au +61 2 9957 3988

[Project] TULICH LIFESTYLE VILLAGE, ORAN PARK

[Client] TULICH PROJECT MANAGEMENT PTY LTD

0 5 10 15 20 25 m
Bar Scale 1:500

[Scale] 1 : 500 @ A1

PROPOSED SITE PLAN

[Ref] 20240019 [Dwg No] AD-DA04_001 [Rev] 1

PRINT IN COLOUR

PARKING SCHEDULE - NUMBERS BY LEVEL - 2 LEVELS		
Parking Type	Size	Count
BASEMENT 1		
CAR WASH BAY	5.4 x 3.2	1
CARSHARE	5.4 x 3.2	5
Residential 2.4m	5.4 x 2.4	3
Residential 2.6m	5.4 x 2.6	57
Residential Accessible	5.4 x 2.4	3
Residential Accessible	5.4 x 2.6	7
Retail	5.4 x 2.6	12
Retail Accessible	5.4 x 2.6	1
Staff Parallel	6.3 x 2.5	1
Staff Standard	5.4 x 2.4	1
Visitor Standard	5.4 x 2.4	4
		95
BASEMENT 2		
	5.4 x 3.8	1
Residential 2.4m	5.4 x 2.4	6
Residential 2.6m	5.4 x 2.6	89
Residential Accessible	5.4 x 2.4	10
Residential Accessible	5.4 x 2.6	6
Staff Parallel	6.3 x 2.5	1
Staff Standard	5.4 x 2.4	1
		114
TOTAL: 209		209

PARKING SCHEDULE - OVERALL NUMBERS - 2 LEVELS		
Parking Type	Size	Count
	5.4 x 3.8	1
: 1		1
CAR WASH BAY	5.4 x 3.2	1
CAR WASH BAY: 1		1
CARSHARE	5.4 x 3.2	5
CARSHARE: 5		5
Residential 2.4m	5.4 x 2.4	9
Residential 2.4m: 9		9
Residential 2.6m	5.4 x 2.6	146
Residential 2.6m: 146		146
Residential Accessible	5.4 x 2.4	13
Residential Accessible	5.4 x 2.6	13
Residential Accessible: 26		26
Retail	5.4 x 2.6	12
Retail: 12		12
Retail Accessible	5.4 x 2.6	1
Retail Accessible: 1		1
Staff Parallel	6.3 x 2.5	2
Staff Parallel: 2		2
Staff Standard	5.4 x 2.4	2
Staff Standard: 2		2
Visitor Standard	5.4 x 2.4	4
Visitor Standard: 4		4
TOTAL: 209		209

BASEMENT STORAGE CAGES - 2 LEVELS					
Level	Description	Size	Area	Volume	Count
BASEMENT 2	Storage-Carpark	1500w x 1800d x 2100h	2.7 m²	5.67 m³	116
					116
BASEMENT 1	Storage-Carpark	1500w x 1800d x 2100h	2.7 m²	5.67 m³	80
					80
Grand total: 196					196

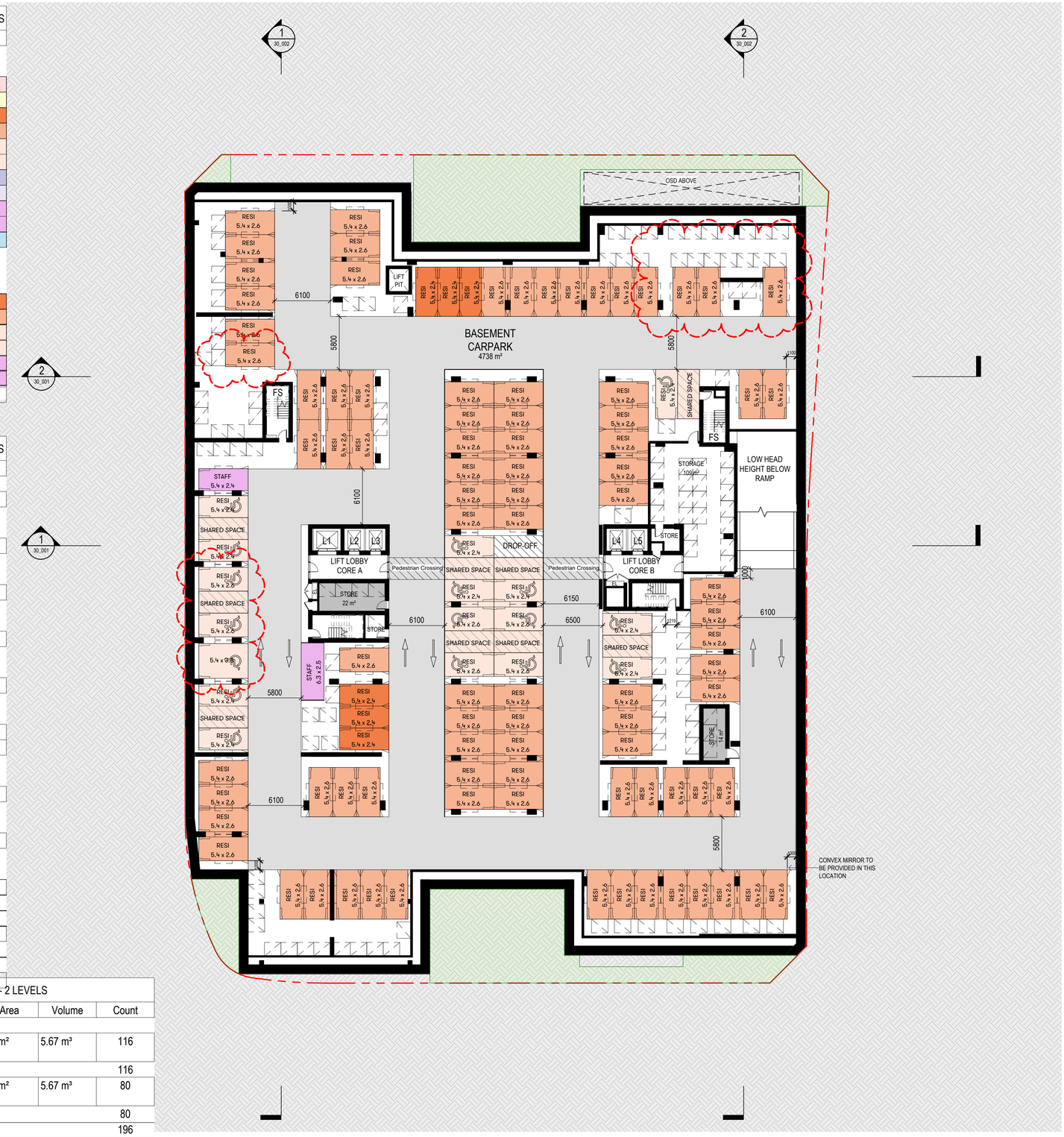

RESIDENTIAL 2.6m
RESIDENTIAL 2.4m

2600 x 5400
RESIDENTIAL

2400 x 5400
RESIDENTIAL

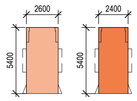

RESIDENTIAL ACCESSIBLE

2400 x 5400
DISABLED RESIDENTIAL

2400 x 5400
SHARED SPACE

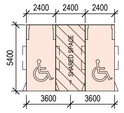

RETAIL STANDARD & ACCESSIBLE

2600 X 5400
RETAIL STANDARD

2600 X 5400
RETAIL ACCESSIBLE WITH SHARED SPACE

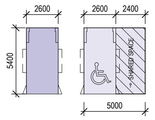

RESI VISITOR STANDARD

2400 X 5400
RESI VISITOR STANDARD

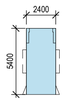

STAFF PARKING

2500 X 6300
STAFF STANDARD PARALLEL

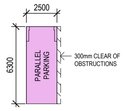

2400 X 5400
RESI VISITOR STANDARD

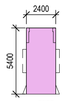

CAR SHARE PARKING

3200 X 5400
CARSHARE PARKING

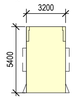

CAR WASH BAY

3200 X 5400
CAR WASH BAY

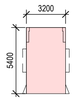

STORAGE CAGE

1500 x 1800

LEGEND

	SITE BOUNDARY AREA:	**6148m²**
	MIN. DEEP SOIL AREA REQUIRED:	430m² (7%)
	DEEP SOIL	**477m² (7.7%)**
	SUPPLEMENTARY DEEP SOIL ON SLAB	
	LOW HEAD HEIGHT ZONES	
	ACCESSIBLE CLEARANCES	

[Status] DEVELOPMENT APPLICATION

[Nom. Architect] THOMAS HANSEN /9527

[File] 20240019-AB-SK001-R24

[Print Date] 17/03/2025 4:59:54 PM

History

[Rev#]	[Description]	[Date]dd.mm.yy
2	DA SUBMISSION	25.10.2024
3	DA SUBMISSION	28.10.2024
4	DA SUBMISSION	31.10.2024
5	DA SUBMISSION - RFI AMMENDMENTS	24.01.2024
6	DA SUBMISSION - RFI AMMENDMENTS	11.03.2025

Studio.SC
Formerly Scott Carver

Level 1, 1 Chifley Square Sydney NSW 2000 Australia
www.studiosc.com.au +61 2 9957 3988

[Project] TULICH LIFESTYLE VILLAGE, ORAN PARK

[Client] TULICH PROJECT MANAGEMENT PTY LTD

0 2.5 5 7.5 10 12.5 m
Bar Scale 1:250

[Scale] 1 : 250 @ A1

GA PLAN - BASEMENT 2

[Ref] 20240019 [Dwg No] AD-DA10_098 [Rev] 6

PRINT IN COLOUR

PARKING SCHEDULE - NUMBERS BY LEVEL - 2 LEVELS		
Parking Type	Size	Count
BASEMENT 1		
CAR WASH BAY	5.4 x 3.2	1
CARSHARE	5.4 x 3.2	5
Residential 2.4m	5.4 x 2.4	3
Residential 2.6m	5.4 x 2.6	57
Residential Accessible	5.4 x 2.4	3
Residential Accessible	5.4 x 2.6	7
Retail	5.4 x 2.6	12
Retail Accessible	5.4 x 2.6	1
Staff Parallel	6.3 x 2.5	1
Staff Standard	5.4 x 2.4	1
Visitor Standard	5.4 x 2.4	4
		95
BASEMENT 2		
	5.4 x 3.8	1
Residential 2.4m	5.4 x 2.4	6
Residential 2.6m	5.4 x 2.6	89
Residential Accessible	5.4 x 2.4	10
Residential Accessible	5.4 x 2.6	6
Staff Parallel	6.3 x 2.5	1
Staff Standard	5.4 x 2.4	1
		114
TOTAL: 209		209

PARKING SCHEDULE - OVERALL NUMBERS - 2 LEVELS		
Parking Type	Size	Count
	5.4 x 3.8	1
: 1		1
CAR WASH BAY	5.4 x 3.2	1
CAR WASH BAY: 1		1
CARSHARE	5.4 x 3.2	5
CARSHARE: 5		5
Residential 2.4m	5.4 x 2.4	9
Residential 2.4m: 9		9
Residential 2.6m	5.4 x 2.6	146
Residential 2.6m: 146		146
Residential Accessible	5.4 x 2.4	13
Residential Accessible	5.4 x 2.6	13
Residential Accessible: 26		26
Retail	5.4 x 2.6	12
Retail: 12		12
Retail Accessible	5.4 x 2.6	1
Retail Accessible: 1		1
Staff Parallel	6.3 x 2.5	2
Staff Parallel: 2		2
Staff Standard	5.4 x 2.4	2
Staff Standard: 2		2
Visitor Standard	5.4 x 2.4	4
Visitor Standard: 4		4
TOTAL: 209		209

BASEMENT STORAGE CAGES - 2 LEVELS					
Level	Description	Size	Area	Volume	Count
BASEMENT 2	Storage-Carpark	1500w x 1800d x 2100h	2.7 m²	5.67 m³	116
					116
BASEMENT 1	Storage-Carpark	1500w x 1800d x 2100h	2.7 m²	5.67 m³	80
					80
Grand total: 196					196

RESIDENTIAL 2.6m
RESIDENTIAL 2.4m

2600 x 5400
RESIDENTIAL

2400 x 5400
RESIDENTIAL

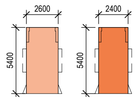

RESIDENTIAL ACCESSIBLE

2400 x 5400
DISABLED RESIDENTIAL

2400 x 5400
SHARED SPACE

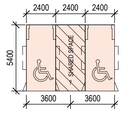

RETAIL STANDARD & ACCESSIBLE

2600 X 5400
RETAIL STANDARD

2600 X 5400
RETAIL ACCESSIBLE WITH SHARED SPACE

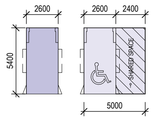

RESI VISITOR STANDARD

2400 X 5400
RESI VISITOR STANDARD

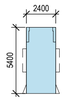

STAFF PARKING

2500 X 6300
STAFF STANDARD PARALLEL

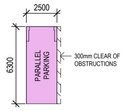

2400 X 5400
RESI VISITOR STANDARD

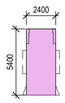

CAR SHARE PARKING

3200 X 5400
CARSHARE PARKING

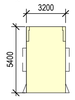

CAR WASH BAY

3200 X 5400
CAR WASH BAY

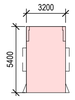

STORAGE CAGE

1500 x 1800

LEGEND

SITE BOUNDARY AREA:	6148m²
MIN. DEEP SOIL AREA REQUIRED:	430m² (7%)
DEEP SOIL	477m² (7.7%)
SUPPLEMENTARY DEEP SOIL ON SLAB	
LOW HEAD HEIGHT ZONES	
ACCESSIBLE CLEARANCES	

[Status] DEVELOPMENT APPLICATION

[Nom. Architect] THOMAS HANSEN /9527

[File] 20240019-AB-SK001-R24

[Print Date] 17/03/2025 5:00:00 PM

History

[Rev#]	[Description]	[Date]dd.mm.yy
2	DA SUBMISSION	25.10.2024
3	DA SUBMISSION	28.10.2024
4	DA SUBMISSION	31.10.2024
5	DA SUBMISSION - RFI AMMENDMENTS	24.01.2024
6	DA SUBMISSION - RFI AMMENDMENTS	11.03.2025

Studio.SC
Formerly Scott Carver
Level 1, 1 Chifley Square Sydney NSW 2000 Australia
www.studiosc.com.au +61 2 9957 3988

[Project] TULICH LIFESTYLE VILLAGE, ORAN PARK

[Client] TULICH PROJECT MANAGEMENT PTY LTD

0 2.5 5 7.5 10 12.5 m
Bar Scale 1:250

[Scale] 1 : 250 @ A1

GA PLAN - BASEMENT 1

[Ref] 20240019 [Dwg No] AD-DA10_099 [Rev] 6

PRINT IN COLOUR

[Status]	DEVELOPMENT APPLICATION
[Nom. Architect]	THOMAS HANSEN /9527
[File]	20240019-AB-SK001-R24
[Print Date]	24/01/2025 4:32:35 PM

History

[Rev#]	[Description]	[Date]dd.mm.yy
1	DA SUBMISSION	22.10.2024
2	DA SUBMISSION	25.10.2024
3	DA SUBMISSION	28.10.2024
4	DA SUBMISSION	31.10.2024
5	DA SUBMISSION - RFI AMMENDMENTS	24.01.2024

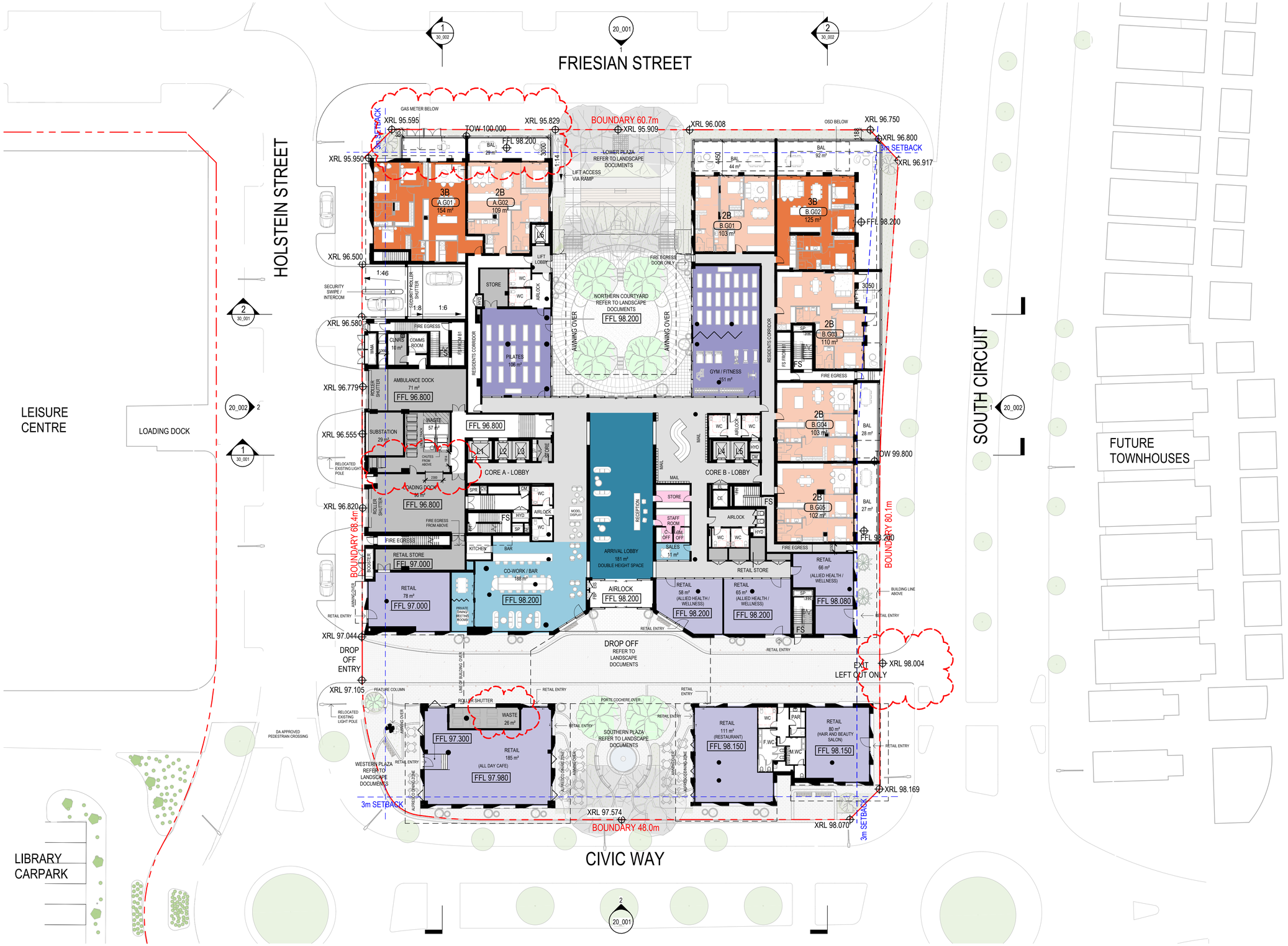

COLOUR LEGEND

- RETAIL / COMMERCIAL TENANCIES
- WELLNESS SERVICES
- ARRIVAL LOBBY
- RESIDENTS COMMUNAL SPACES
- ADMINISTRATION
- BACK OF HOUSE / ANCILLARY SPACES
- CIRCULATION

RESIDENTIAL UNITS

- BALCONY
- 1 BEDROOM, ASSISTED LIVING
- 1 BEDROOM
- 2 BEDROOM
- 2 BEDROOM + STUDY
- 3 BEDROOM

Studio.SC
Formerly Scott Carver
Level 1, 1 Chifley Square Sydney NSW 2000 Australia
www.studiosc.com.au +61 2 9957 3988

[Project] TULICH LIFESTYLE VILLAGE, ORAN PARK

[Client] TULICH PROJECT MANAGEMENT PTY LTD

0 2.5 5 7.5 10 12.5 m
Bar Scale 1:250

[Scale] 1 : 250 @ A1

GA PLAN - GROUND FLOOR

[Ref] 20240019 [Dwg No] AD-DA10_100 [Rev] 5

PRINT IN COLOUR

[Status] DEVELOPMENT APPLICATION

[Nom. Architect] THOMAS HANSEN /9527

[File] 20240019-AB-SK001-R24

[Print Date] 24/01/2025 1:11:03 PM

History

[Rev#]	[Description]	[Date]dd.mm.yy
D	DRAFT DA SET	04.10.2024
E	DRAFT DA SET	14.10.2024
1	DA SUBMISSION	22.10.2024
2	DA SUBMISSION	25.10.2024
3	DA SUBMISSION - RFI AMMENDMENTS	24.01.2024

COLOUR LEGEND

- RETAIL / COMMERCIAL TENANCIES
- WELLNESS SERVICES
- ARRIVAL LOBBY
- RESIDENTS COMMUNAL SPACES
- ADMINISTRATION
- BACK OF HOUSE / ANCILLARY SPACES
- CIRCULATION

RESIDENTIAL UNITS

- BALCONY
- 1 BEDROOM, ASSISTED LIVING
- 1 BEDROOM
- 2 BEDROOM
- 2 BEDROOM + STUDY
- 3 BEDROOM

Studio.SC
Formerly Scott Carver
Level 1, 1 Chifley Square Sydney NSW 2000 Australia
www.studiosc.com.au +61 2 9957 3988

[Project] TULICH LIFESTYLE VILLAGE, ORAN PARK

[Client] TULICH PROJECT MANAGEMENT PTY LTD

0 2.5 5 7.5 10 12.5 m
Bar Scale 1:250

[Scale] 1 : 250 @ A1

GA PLAN - LEVEL 1

[Ref] 20240019 [Dwg No] AD-DA10_101 [Rev] 3

PRINT IN COLOUR

[Status] DEVELOPMENT APPLICATION

[Nom. Architect] THOMAS HANSEN /9527

[File] 20240019-AB-SK001-R24

[Print Date] 24/01/2025 1:11:38 PM

History

[Rev#]	[Description]	[Date]dd.mm.yy
D	DRAFT DA SET	04.10.2024
E	DRAFT DA SET	14.10.2024
F	DRAFT DA - REVISED	15.10.2024
1	DA SUBMISSION	22.10.2024
2	DA SUBMISSION - RFI AMMENDMENTS	24.01.2024

COLOUR LEGEND

- RETAIL / COMMERCIAL TENANCIES
- WELLNESS SERVICES
- ARRIVAL LOBBY
- RESIDENTS COMMUNAL SPACES
- ADMINISTRATION
- BACK OF HOUSE / ANCILLARY SPACES
- CIRCULATION

RESIDENTIAL UNITS

- BALCONY
- 1 BEDROOM, ASSISTED LIVING
- 1 BEDROOM
- 2 BEDROOM
- 2 BEDROOM + STUDY
- 3 BEDROOM

Studio.SC
Formerly Scott Carver
Level 1, 1 Chifley Square Sydney NSW 2000 Australia
www.studiosc.com.au +61 2 9957 3988

[Project] TULICH LIFESTYLE VILLAGE, ORAN PARK

[Client] TULICH PROJECT MANAGEMENT PTY LTD

0 2.5 5 7.5 10 12.5 m
Bar Scale 1:250

[Scale] 1 : 250 @ A1

GA PLAN - LEVEL 2

[Ref] 20240019 [Dwg No] AD-DA10_102 [Rev] 2

PRINT IN COLOUR

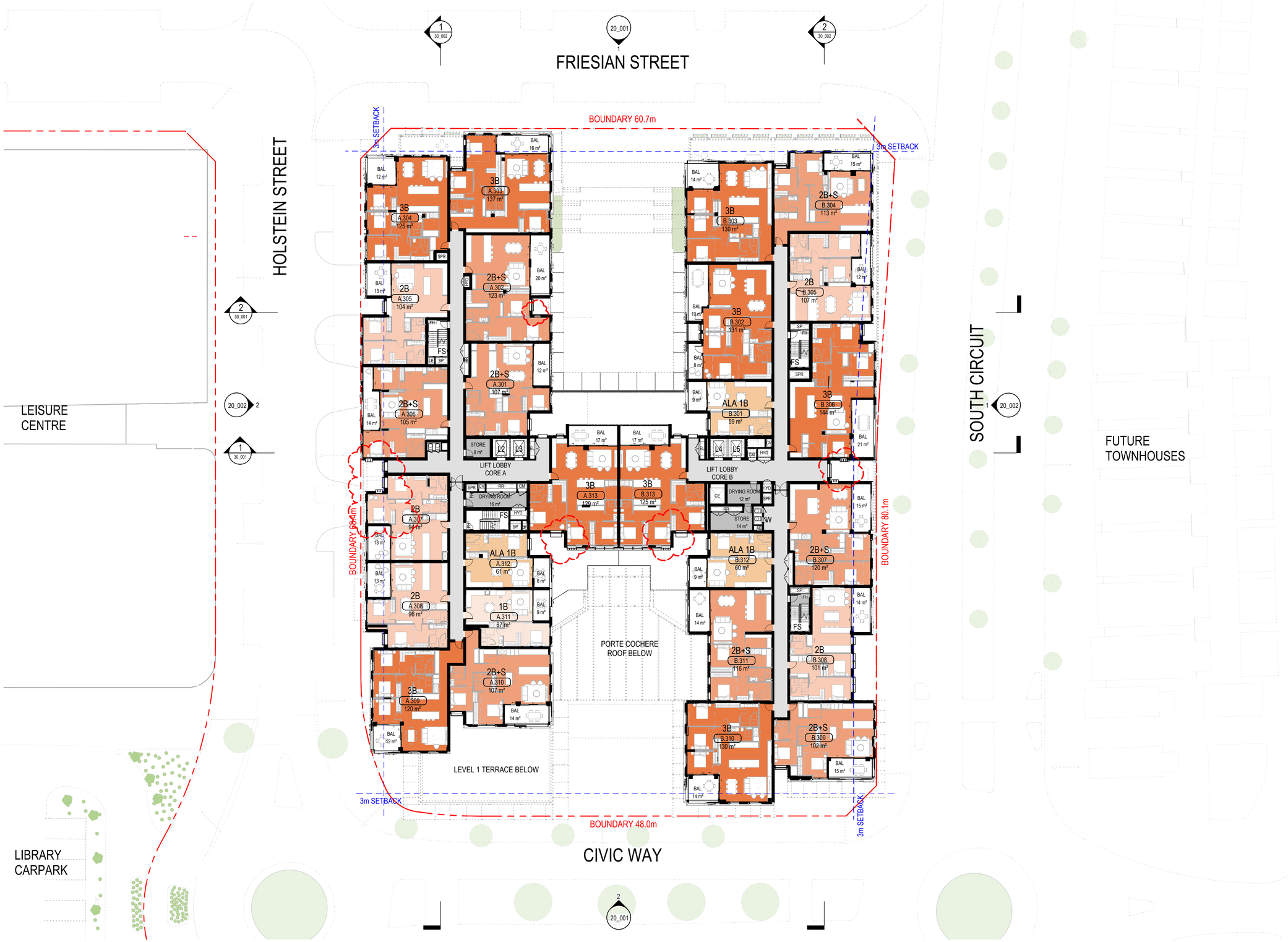

[Status]	DEVELOPMENT APPLICATION
[Nom. Architect]	THOMAS HANSEN /9527
[File]	20240019-AB-SK001-R24
[Print Date]	24/01/2025 1:07:09 PM

History

[Rev#]	[Description]	[Date]dd.mm.yy
D	DRAFT DA SET	04.10.2024
E	DRAFT DA SET	14.10.2024
F	DRAFT DA - REVISED	15.10.2024
1	DA SUBMISSION	22.10.2024
2	DA SUBMISSION - RFI AMMENDMENTS	24.01.2024

COLOUR LEGEND

- RETAIL / COMMERCIAL TENANCIES
- WELLNESS SERVICES
- ARRIVAL LOBBY
- RESIDENTS COMMUNAL SPACES
- ADMINISTRATION
- BACK OF HOUSE / ANCILLARY SPACES
- CIRCULATION

RESIDENTIAL UNITS

- BALCONY
- 1 BEDROOM, ASSISTED LIVING
- 1 BEDROOM
- 2 BEDROOM
- 2 BEDROOM + STUDY
- 3 BEDROOM

Studio.SC
Formerly Scott Carver
Level 1, 1 Chifley Square Sydney NSW 2000 Australia
www.studiosc.com.au +61 2 9957 3988

[Project] TULICH LIFESTYLE VILLAGE, ORAN PARK

[Client] TULICH PROJECT MANAGEMENT PTY LTD

0 2.5 5 7.5 10 12.5 m
Bar Scale 1:250

[Scale] 1 : 250 @ A1

GA PLAN - LEVEL 3

[Ref] 20240019 [Dwg No] AD-DA10_103 [Rev] 2

PRINT IN COLOUR

[Status]	DEVELOPMENT APPLICATION
[Nom. Architect]	THOMAS HANSEN /9527
[File]	20240019-AB-SK001-R24
[Print Date]	24/01/2025 1:07:48 PM

History

[Rev#]	[Description]	[Date]dd.mm.yy
D	DRAFT DA SET	04.10.2024
E	DRAFT DA SET	14.10.2024
F	DRAFT DA - REVISED	15.10.2024
1	DA SUBMISSION	22.10.2024
2	DA SUBMISSION - RFI AMMENDMENTS	24.01.2024

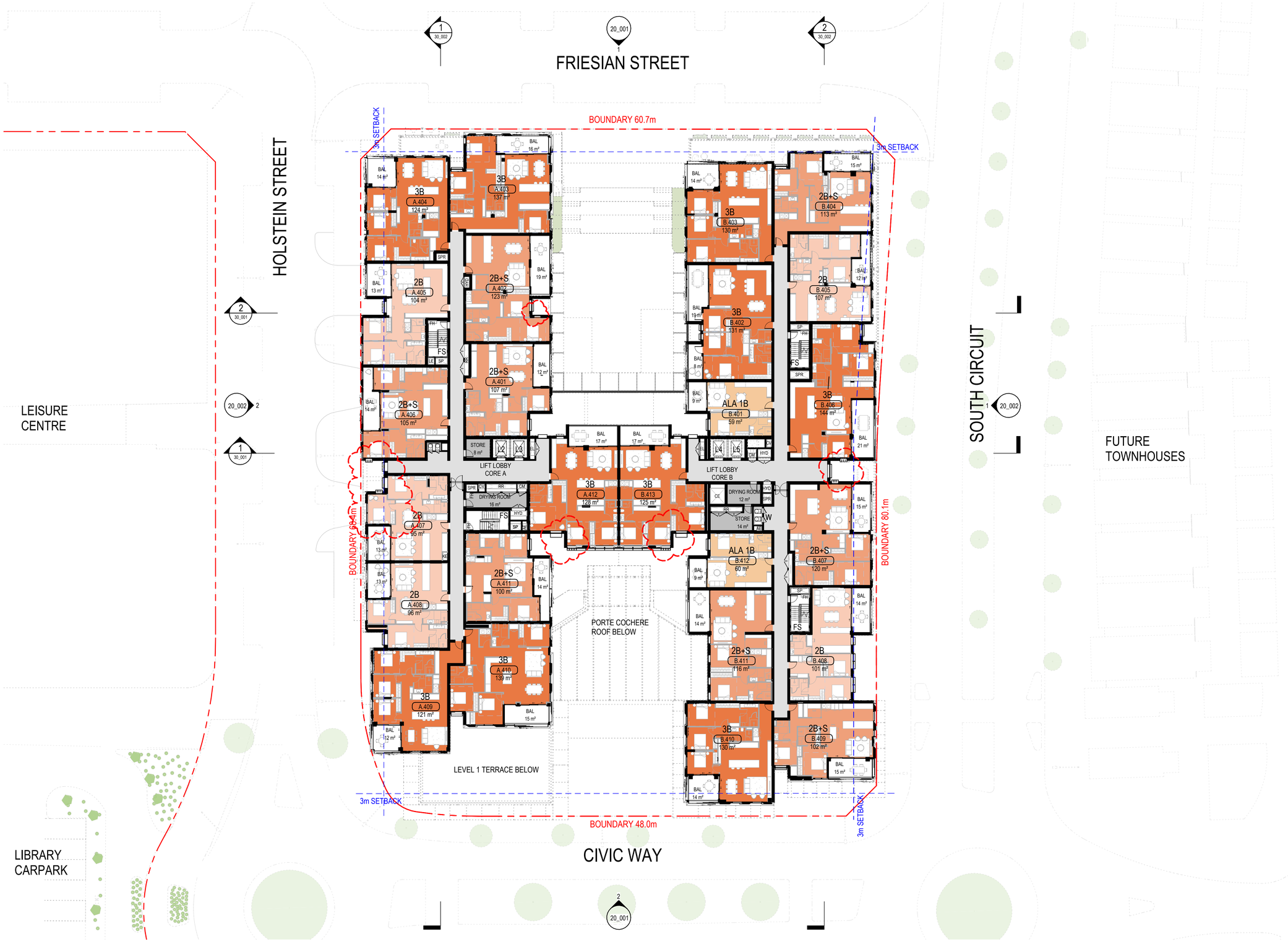

COLOUR LEGEND

- RETAIL / COMMERCIAL TENANCIES
- WELLNESS SERVICES
- ARRIVAL LOBBY
- RESIDENTS COMMUNAL SPACES
- ADMINISTRATION
- BACK OF HOUSE / ANCILLARY SPACES
- CIRCULATION

RESIDENTIAL UNITS

- BALCONY
- 1 BEDROOM, ASSISTED LIVING
- 1 BEDROOM
- 2 BEDROOM
- 2 BEDROOM + STUDY
- 3 BEDROOM

Studio.SC
Formerly Scott Carver
Level 1, 1 Chifley Square Sydney NSW 2000 Australia
www.studiosc.com.au +61 2 9957 3988

[Project] TULICH LIFESTYLE VILLAGE, ORAN PARK

[Client] TULICH PROJECT MANAGEMENT PTY LTD

0 2.5 5 7.5 10 12.5 m
Bar Scale 1:250

[Scale] 1 : 250 @ A1

GA PLAN - LEVEL 4

[Ref] 20240019 [Dwg No] AD-DA10_104 [Rev] 2

PRINT IN COLOUR

[Status]	DEVELOPMENT APPLICATION
[Nom. Architect]	THOMAS HANSEN /9527
[File]	20240019-AB-SK001-R24
[Print Date]	24/01/2025 1:08:29 PM

History

[Rev#]	[Description]	[Date]dd.mm.yy
D	DRAFT DA SET	04.10.2024
E	DRAFT DA SET	14.10.2024
F	DRAFT DA - REVISED	15.10.2024
1	DA SUBMISSION	22.10.2024
2	DA SUBMISSION - RFI AMMENDMENTS	24.01.2024

COLOUR LEGEND

- RETAIL / COMMERCIAL TENANCIES
- WELLNESS SERVICES
- ARRIVAL LOBBY
- RESIDENTS COMMUNAL SPACES
- ADMINISTRATION
- BACK OF HOUSE / ANCILLARY SPACES
- CIRCULATION

RESIDENTIAL UNITS

- BALCONY
- 1 BEDROOM, ASSISTED LIVING
- 1 BEDROOM
- 2 BEDROOM
- 2 BEDROOM + STUDY
- 3 BEDROOM

Studio.SC
Formerly Scott Carver
Level 1, 1 Chifley Square Sydney NSW 2000 Australia
www.studiosc.com.au +61 2 9957 3988

[Project] TULICH LIFESTYLE VILLAGE, ORAN PARK

[Client] TULICH PROJECT MANAGEMENT PTY LTD

0 2.5 5 7.5 10 12.5 m
Bar Scale 1:250

[Scale] 1 : 250 @ A1

GA PLAN - LEVEL 5

[Ref] 20240019 [Dwg No] AD-DA10_105 [Rev] 2

PRINT IN COLOUR

[Status]	DEVELOPMENT APPLICATION
[Nom. Architect]	THOMAS HANSEN /9527
[File]	20240019-AB-SK001-R24
[Print Date]	24/01/2025 1:08:58 PM

History

[Rev#]	[Description]	[Date]dd.mm.yy
D	DRAFT DA SET	04.10.2024
E	DRAFT DA SET	14.10.2024
F	DRAFT DA - REVISED	15.10.2024
1	DA SUBMISSION	22.10.2024
2	DA SUBMISSION - RFI AMMENDMENTS	24.01.2024

COLOUR LEGEND

- RETAIL / COMMERCIAL TENANCIES
- WELLNESS SERVICES
- ARRIVAL LOBBY
- RESIDENTS COMMUNAL SPACES
- ADMINISTRATION
- BACK OF HOUSE / ANCILLARY SPACES
- CIRCULATION

RESIDENTIAL UNITS

- BALCONY
- 1 BEDROOM, ASSISTED LIVING
- 1 BEDROOM
- 2 BEDROOM
- 2 BEDROOM + STUDY
- 3 BEDROOM

Studio.SC
Formerly Scott Carver
Level 1, 1 Chifley Square Sydney NSW 2000 Australia
www.studiosc.com.au +61 2 9957 3988

[Project] TULICH LIFESTYLE VILLAGE, ORAN PARK

[Client] TULICH PROJECT MANAGEMENT PTY LTD

0 2.5 5 7.5 10 12.5 m
Bar Scale 1:250

[Scale] 1 : 250 @ A1

GA PLAN - LEVEL 6

[Ref] 20240019 [Dwg No] AD-DA10_106 [Rev] 2

PRINT IN COLOUR

[Status]	DEVELOPMENT APPLICATION
[Nom. Architect]	THOMAS HANSEN /9527
[File]	20240019-AB-SK001-R24
[Print Date]	24/01/2025 1:09:29 PM

History

[Rev#]	[Description]	[Date]dd.mm.yy
E	DRAFT DA SET	14.10.2024
F	DRAFT DA - REVISED	15.10.2024
1	DA SUBMISSION	22.10.2024
2	DA SUBMISSION	25.10.2024
3	DA SUBMISSION - RFI AMMENDMENTS	24.01.2024

COLOUR LEGEND

- RETAIL / COMMERCIAL TENANCIES
- WELLNESS SERVICES
- ARRIVAL LOBBY
- RESIDENTS COMMUNAL SPACES
- ADMINISTRATION
- BACK OF HOUSE / ANCILLARY SPACES
- CIRCULATION

RESIDENTIAL UNITS

- BALCONY
- 1 BEDROOM, ASSISTED LIVING
- 1 BEDROOM
- 2 BEDROOM
- 2 BEDROOM + STUDY
- 3 BEDROOM

Studio.SC
Formerly Scott Carver
Level 1, 1 Chifley Square Sydney NSW 2000 Australia
www.studiosc.com.au +61 2 9957 3988

[Project] TULICH LIFESTYLE VILLAGE, ORAN PARK

[Client] TULICH PROJECT MANAGEMENT PTY LTD

0 2.5 5 7.5 10 12.5 m
Bar Scale 1:250

[Scale] 1 : 250 @ A1

GA PLAN - LEVEL 7

[Ref] 20240019 [Dwg No] AD-DA10_107 [Rev] 3

PRINT IN COLOUR

[Status]	DEVELOPMENT APPLICATION
[Nom. Architect]	THOMAS HANSEN /9527
[File]	20240019-AB-SK001-R24
[Print Date]	24/01/2025 1:10:03 PM

History

[Rev#]	[Description]	[Date]dd.mm.yy
F	DRAFT DA - REVISED	15.10.2024
1	DA SUBMISSION	22.10.2024
2	DA SUBMISSION	25.10.2024
3	DA SUBMISSION	28.10.2024
4	DA SUBMISSION - RFI AMMENDMENTS	24.01.2024

COLOUR LEGEND

- RETAIL / COMMERCIAL TENANCIES
- WELLNESS SERVICES
- ARRIVAL LOBBY
- RESIDENTS COMMUNAL SPACES
- ADMINISTRATION
- BACK OF HOUSE / ANCILLARY SPACES
- CIRCULATION

RESIDENTIAL UNITS

- BALCONY
- 1 BEDROOM, ASSISTED LIVING
- 1 BEDROOM
- 2 BEDROOM
- 2 BEDROOM + STUDY
- 3 BEDROOM

Studio.SC
Formerly Scott Carver
Level 1, 1 Chifley Square Sydney NSW 2000 Australia
www.studiosc.com.au +61 2 9957 3988

[Project] TULICH LIFESTYLE VILLAGE, ORAN PARK

[Client] TULICH PROJECT MANAGEMENT PTY LTD

0 2.5 5 7.5 10 12.5 m
Bar Scale 1:250

[Scale] 1 : 250 @ A1

GA PLAN - LEVEL 8

[Ref] 20240019 [Dwg No] AD-DA10_108 [Rev] 4

PRINT IN COLOUR

[Status]	DEVELOPMENT APPLICATION
[Nom. Architect]	THOMAS HANSEN /9527
[File]	20240019-AB-SK001-R24
[Print Date]	24/01/2025 1:12:22 PM

History

[Rev#]	[Description]	[Date]dd.mm.yy
E	DRAFT DA SET	14.10.2024
F	DRAFT DA - REVISED	15.10.2024
1	DA SUBMISSION	22.10.2024
2	DA SUBMISSION	25.10.2024
3	DA SUBMISSION - RFI AMMENDMENTS	24.01.2024

COLOUR LEGEND

- RETAIL / COMMERCIAL TENANCIES
- WELLNESS SERVICES
- ARRIVAL LOBBY
- RESIDENTS COMMUNAL SPACES
- ADMINISTRATION
- BACK OF HOUSE / ANCILLARY SPACES
- CIRCULATION

RESIDENTIAL UNITS

- BALCONY
- 1 BEDROOM, ASSISTED LIVING
- 1 BEDROOM
- 2 BEDROOM
- 2 BEDROOM + STUDY
- 3 BEDROOM

Studio.SC
Formerly Scott Carver
Level 1, 1 Chifley Square Sydney NSW 2000 Australia
www.studiosc.com.au +61 2 9957 3988

[Project] TULICH LIFESTYLE VILLAGE, ORAN PARK

[Client] TULICH PROJECT MANAGEMENT PTY LTD

0 2.5 5 7.5 10 12.5 m
Bar Scale 1:250

[Scale] 1 : 250 @ A1

GA PLAN - LEVEL 9

[Ref] 20240019 [Dwg No] AD-DA10_109 [Rev] 3

PRINT IN COLOUR

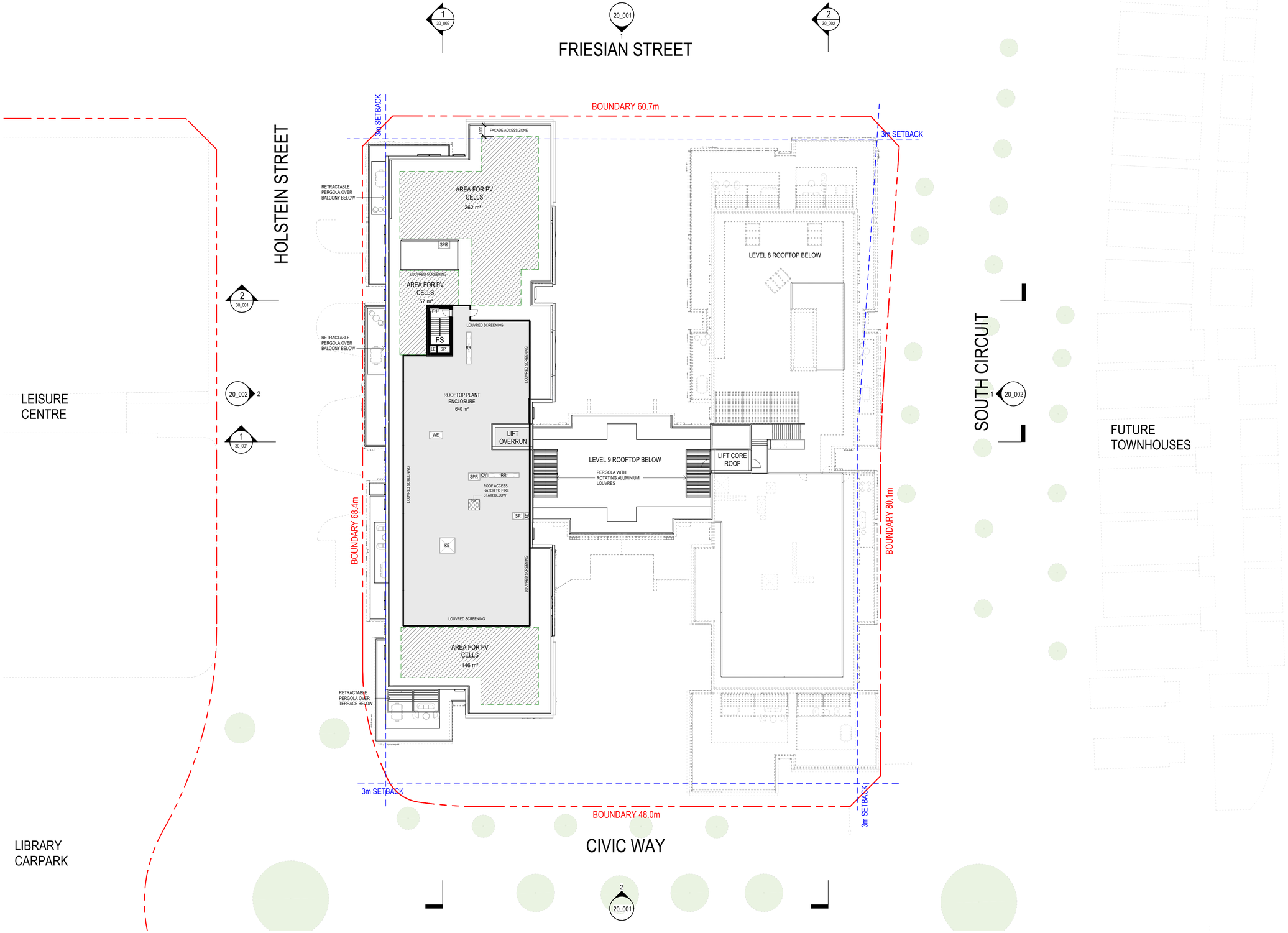

[Status]	DEVELOPMENT APPLICATION
[Nom. Architect]	THOMAS HANSEN /9527
[File]	20240019-AB-SK001-R24
[Print Date]	24/01/2025 1:14:12 PM

History

[Rev#]	[Description]	[Date]dd.mm.yy
E	DRAFT DA SET	14.10.2024
F	DRAFT DA - REVISED	15.10.2024
G	FOR COORIDINATION - PV	15.10.2024
1	DA SUBMISSION	22.10.2024
2	DA SUBMISSION	25.10.2024

Studio.SC
Formerly Scott Carver
Level 1, 1 Chifley Square Sydney NSW 2000 Australia
www.studiosc.com.au +61 2 9957 3988

[Project] TULICH LIFESTYLE VILLAGE, ORAN PARK

[Client] TULICH PROJECT MANAGEMENT PTY LTD

0 2.5 5 7.5 10 12.5 m
Bar Scale 1:250

[Scale] 1 : 250 @ A1

ROOF PLAN - LEVEL 10

[Ref] 20240019 [Dwg No] AD-DA10_110 [Rev] 2

PRINT IN COLOUR

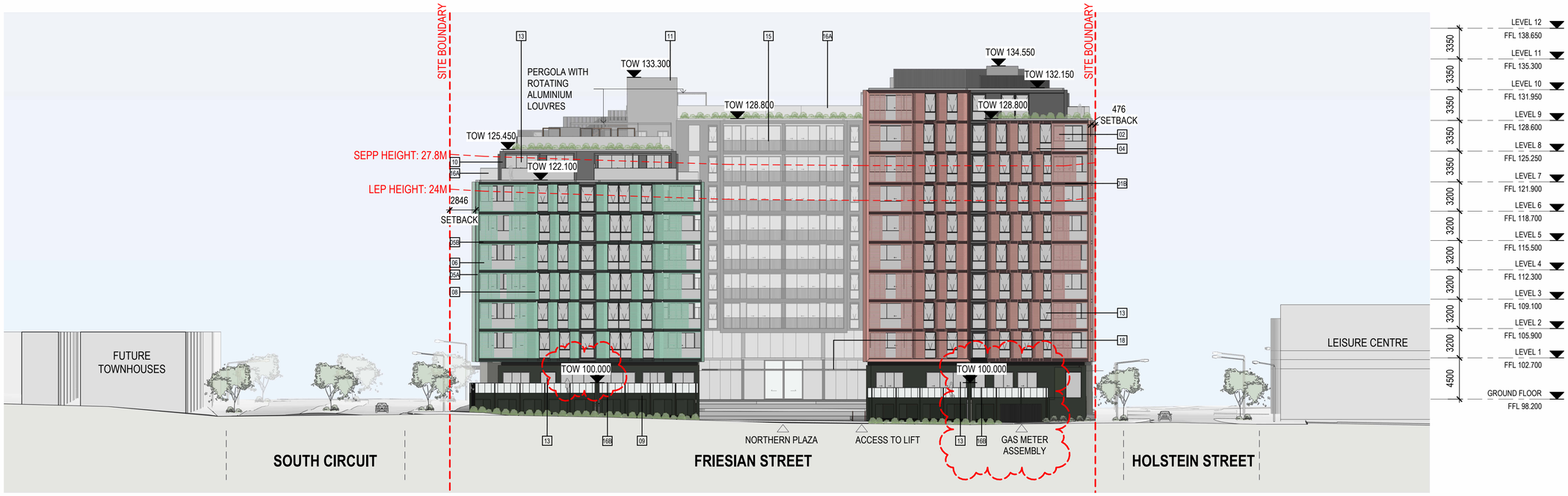

1 NORTH ELEVATION - FRIESIAN STREET
1 : 250

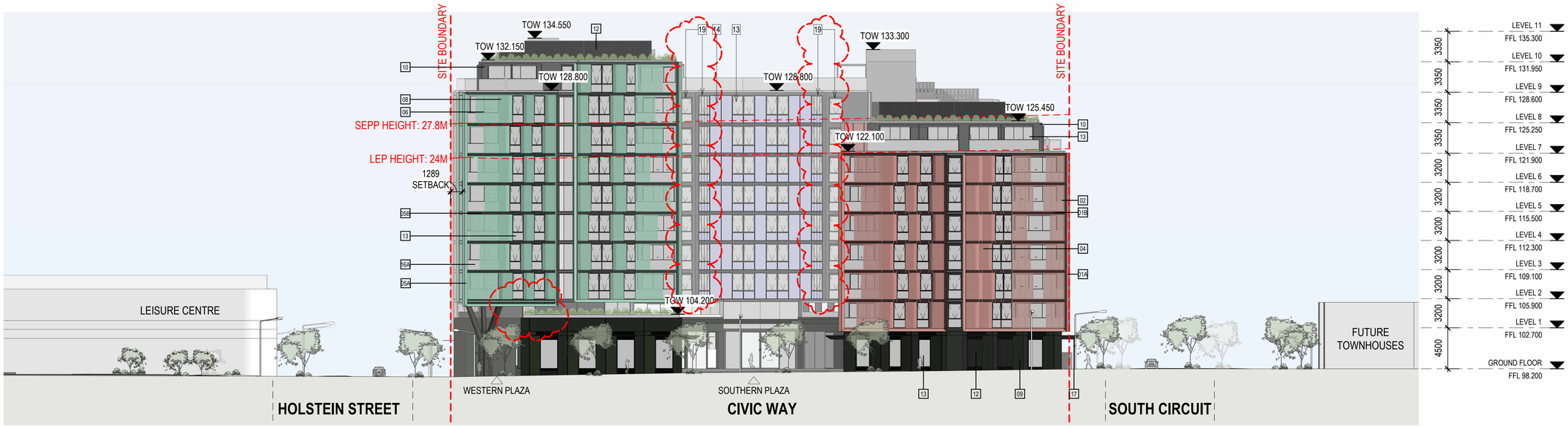

2 SOUTH ELEVATION - CIVIC WAY
1 : 250

MATERIALS LEGEND

01A -	ALUMINIUM - OCHRE
01B-	ALUMINIUM - DARK OCHRE
02-	ALUMINIUM SCREENS - OCHRE
03-	SOLID PANEL - OCHRE
04-	SOLID GROOVED PANEL - OCHRE
05A-	ALUMINIUM - GREEN OXIDE
05B-	ALUMINIUM - DARK GREEN OXIDE
06-	ALUMINIUM SCREENS - GREEN OXIDE
07-	SOLID PANEL - GREEN OXIDE
08-	SOLID GROOVED PANEL - GREEN OXIDE
09-	DARK BRICKWORK
10-	DARK METAL CLADDING
11-	LIGHT METAL CLADDING
12-	DARK METAL LOUVRE / SCREEN
13-	CLEAR GLAZING
14 -	CLEAR GLAZING - SPANDREL PANEL
15-	METAL SLATTED BALUSTRADE
16A-	FRAMELESS GLASS BALUSTRADE
16B-	GLASS AND METAL BALUSTRADE
17-	DARK METAL AWNING WITH GLAZED INFILL PANELS
18-	GLAZED AWNING / ROOF
19-	DARK METAL PRIVACY SHROUD / FINS

Refer to DA77_001 External Materials and Finishes Schedule for more information

[Status] DEVELOPMENT APPLICATION
[Nom. Architect] THOMAS HANSEN /9527
[File] 20240019-AB-SK001-R24
[Print Date] 24/01/2025 1:12:59 PM

History

[Rev#]	[Description]	[Date]dd.mm.yy
D	DRAFT DA - REVISED	15.10.2024
1	DA SUBMISSION	22.10.2024
2	DA SUBMISSION	25.10.2024
3	DA SUBMISSION	28.10.2024
4	DA SUBMISSION - RFI AMMENDMENTS	24.01.2024

Studio.SC
Formerly Scott Carver
Level 1, 1 Chifley Square Sydney NSW 2000 Australia
www.studiosc.com.au +61 2 9957 3988

[Project] TULICH LIFESTYLE VILLAGE, ORAN PARK
[Client] TULICH PROJECT MANAGEMENT PTY LTD

0 2.5 5 7.5 10 12.5 m
Bar Scale 1:250

[Scale] 1 : 250 @ A1

ELEVATIONS - SHEET 1

[Ref] 20240019 [Dwg No] AD-DA20_001 [Rev] 4

PRINT IN COLOUR

[Status] DEVELOPMENT APPLICATION

[Nom. Architect] THOMAS HANSEN /9527

[File] 20240019-AB-SK001-R24

[Print Date] 24/01/2025 1:13:36 PM

History

[Rev#]	[Description]	[Date]dd.mm.yy
D	DRAFT DA - REVISED	15.10.2024
1	DA SUBMISSION	22.10.2024
2	DA SUBMISSION	25.10.2024
3	DA SUBMISSION	28.10.2024
4	DA SUBMISSION - RFI AMMENDMENTS	24.01.2024

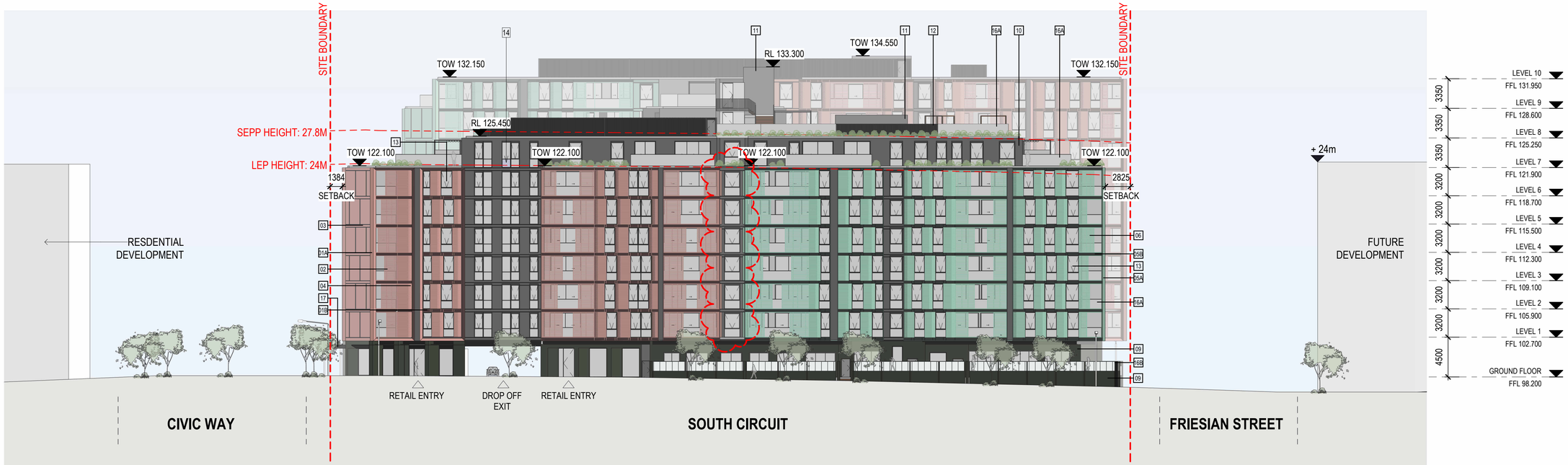

1 EAST ELEVATION - SOUTH CURCUIT

1 : 250

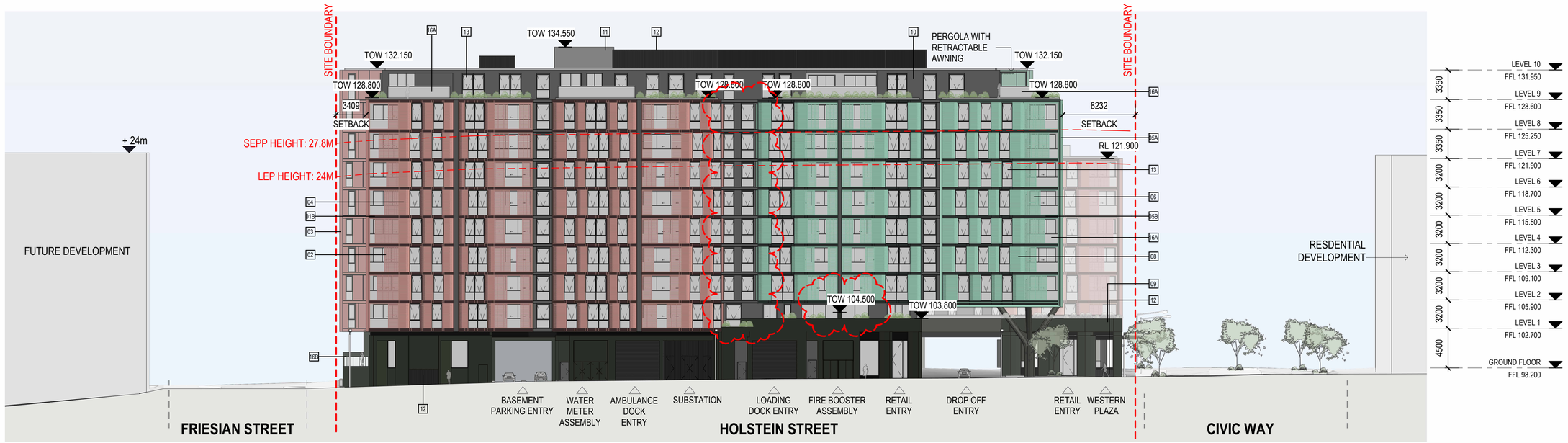

2 WEST ELEVATION - HOLSTEIN STREET

1 : 250

MATERIALS LEGEND

01A - ALUMINIUM - OCHRE
01B- ALUMINIUM - DARK OCHRE
02- ALUMINIUM SCREENS - OCHRE
03- SOLID PANEL - OCHRE
04- SOLID GROOVED PANEL - OCHRE
05A- ALUMINIUM - GREEN OXIDE
05B- ALUMINIUM - DARK GREEN OXIDE
06- ALUMINIUM SCREENS - GREEN OXIDE
07- SOLID PANEL - GREEN OXIDE
08- SOLID GROOVED PANEL - GREEN OXIDE
09- DARK BRICKWORK
10- DARK METAL CLADDING
11- LIGHT METAL CLADDING
12- DARK METAL LOUVRE / SCREEN
13- CLEAR GLAZING
14 - CLEAR GLAZING - SPANDREL PANEL
15- METAL SLATTED BALUSTRADE
16A- FRAMELESS GLASS BALUSTRADE
16B- GLASS AND METAL BALUSTRADE
17- DARK METAL AWNING WITH GLAZED INFILL PANELS
18- GLAZED AWNING / ROOF
19- DARK METAL PRIVACY SHROUD / FINS

Refer to DA77_001 External Materials and Finishes Schedule for more information

Studio.SC
Formerly Scott Carver

Level 1, 1 Chifley Square Sydney NSW 2000 Australia
www.studiosc.com.au +61 2 9957 3988

[Project] TULICH LIFESTYLE VILLAGE, ORAN PARK

[Client] TULICH PROJECT MANAGEMENT PTY LTD

0 2.5 5 7.5 10 12.5 m
Bar Scale 1:250

[Scale] 1 : 250 @ A1

ELEVATIONS - SHEET 2

[Ref] 20240019 [Dwg No] AD-DA20_002 [Rev] 4

PRINT IN COLOUR

1 EAST ELEVATION - INTERNAL

1 : 250

2 WEST ELEVATION - INTERNAL

1 : 250

[Status] DEVELOPMENT APPLICATION

[Nom. Architect] THOMAS HANSEN /9527

[File] 20240019-AB-SK001-R24

[Print Date] 24/01/2025 2:21:01 PM

History

[Rev#]	[Description]	[Date]dd.mm.yy
A	DRAFT DA SET	14.10.2024

MATERIALS LEGEND

01A -	ALUMINIUM - OCHRE
01B-	ALUMINIUM - DARK OCHRE
02-	ALUMINIUM SCREENS - OCHRE
03-	SOLID PANEL - OCHRE
04-	SOLID GROOVED PANEL - OCHRE
05A-	ALUMINIUM - GREEN OXIDE
05B-	ALUMINIUM - DARK GREEN OXIDE
06-	ALUMINIUM SCREENS - GREEN OXIDE
07-	SOLID PANEL - GREEN OXIDE
08-	SOLID GROOVED PANEL - GREEN OXIDE
09-	DARK BRICKWORK
10-	DARK METAL CLADDING
11-	LIGHT METAL CLADDING
12-	DARK METAL LOUVRE / SCREEN
13-	CLEAR GLAZING
14 -	CLEAR GLAZING - SPANDREL PANEL
15-	METAL SLATTED BALUSTRADE
16A-	FRAMELESS GLASS BALUSTRADE
16B-	GLASS AND METAL BALUSTRADE
17-	DARK METAL AWNING WITH GLAZED INFILL PANELS
18-	GLAZED AWNING / ROOF
19-	DARK METAL PRIVACY SHROUD / FINS

Refer to DA77_001 External Materials and Finishes Schedule for more information

Studio.SC
Formerly Scott Carver

Level 1, 1 Chifley Square Sydney NSW 2000 Australia
www.studiosc.com.au +61 2 9957 3988

[Project] TULICH LIFESTYLE VILLAGE, ORAN PARK

[Client] TULICH PROJECT MANAGEMENT PTY LTD

0 2.5 5 7.5 10 12.5 m
Bar Scale 1:250

[Scale] 1 : 250 @ A1

ELEVATIONS - SHEET 3

[Ref] 20240019 [Dwg No] AD-DA20_003 [Rev] A

PRINT IN COLOUR

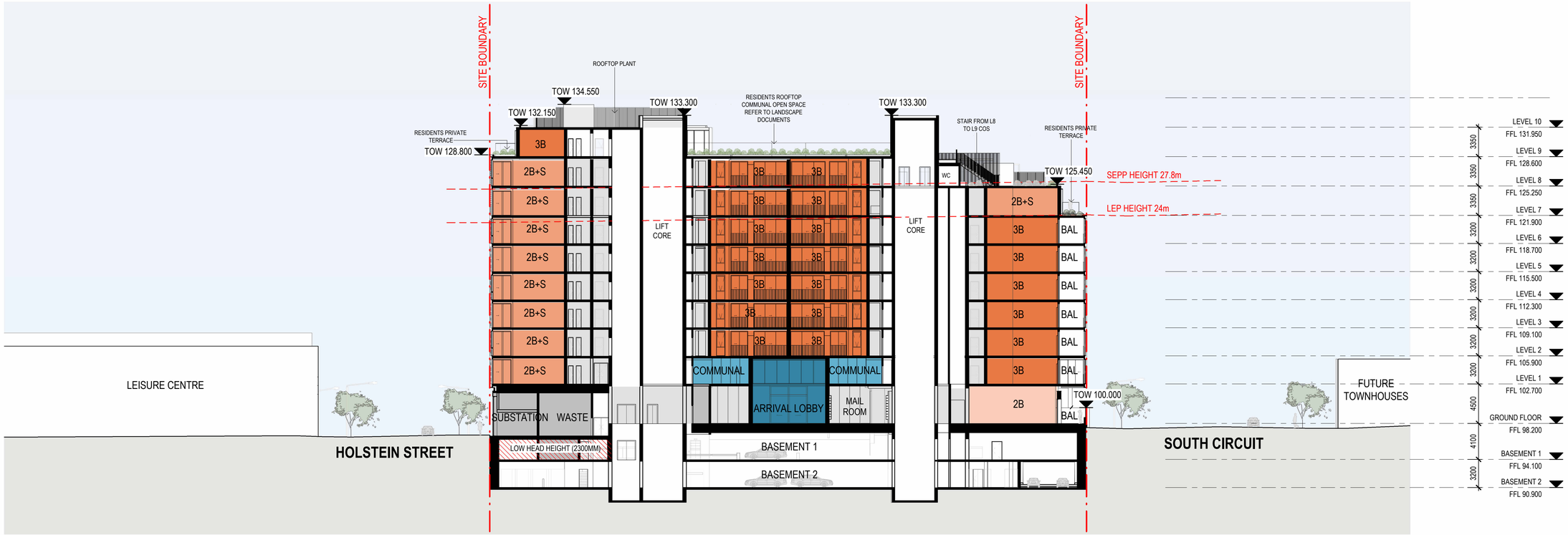

1 EAST-WEST SECTION 01

1 : 250

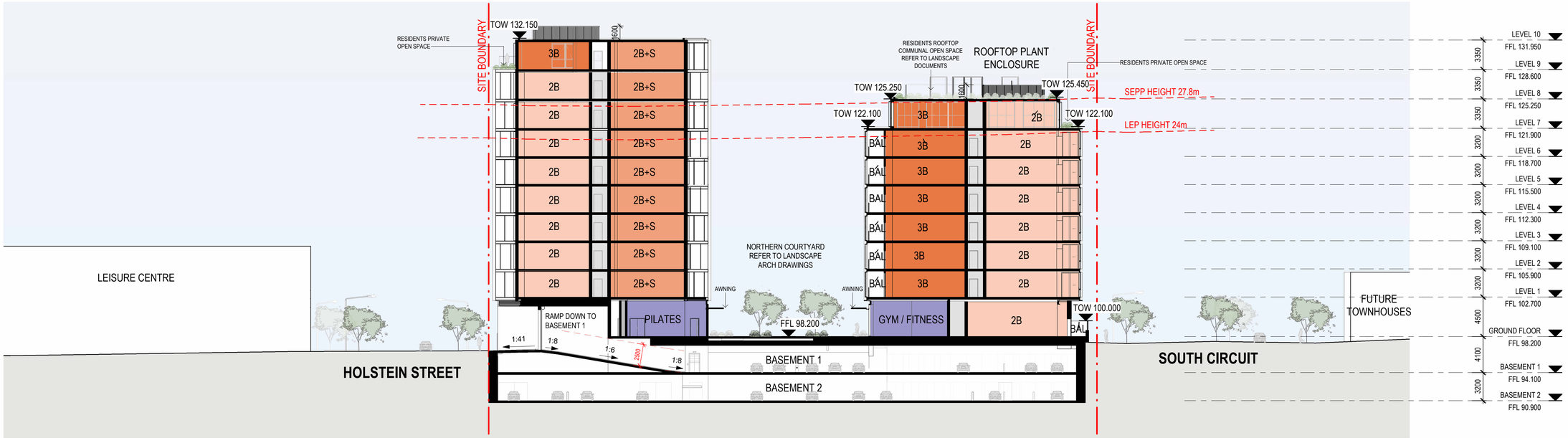

2 EAST-WEST SECTION 02

1 : 250

[Status] DEVELOPMENT APPLICATION

[Nom. Architect] THOMAS HANSEN /9527

[File] 20240019-AB-SK001-R24

[Print Date] 24/01/2025 1:06:33 PM

History

[Rev#]	[Description]	[Date]dd.mm.yy
A	DRAFT DA SET	13.09.2024
B	DRAFT DA SET	04.10.2024
C	DRAFT DA SET	14.10.2024
1	DA SUBMISSION	22.10.2024
2	DA SUBMISSION	25.10.2024

COLOUR LEGEND

- RETAIL / COMMERCIAL TENANCIES
- WELLNESS SERVICES
- ARRIVAL LOBBY
- RESIDENTS COMMUNAL SPACES
- ADMINISTRATION
- BACK OF HOUSE / ANCILLARY SPACES
- CIRCULATION

RESIDENTIAL UNITS

- BALCONY
- 1 BEDROOM, ASSISTED LIVING
- 1 BEDROOM
- 2 BEDROOM
- 2 BEDROOM + STUDY
- 3 BEDROOM

Studio.SC
Formerly Scott Carver
Level 1, 1 Chifley Square Sydney NSW 2000 Australia
www.studiosc.com.au +61 2 9957 3988

[Project] TULICH LIFESTYLE VILLAGE, ORAN PARK

[Client] TULICH PROJECT MANAGEMENT PTY LTD

0 2.5 5 7.5 10 12.5 m
Bar Scale 1:250

[Scale] 1 : 250 @ A1

SECTIONS - SHEET 1

[Ref] 20240019 [Dwg No] AD-DA30_001 [Rev] 2

PRINT IN COLOUR

1 NORTH-SOUTH SECTION 01

1 : 250

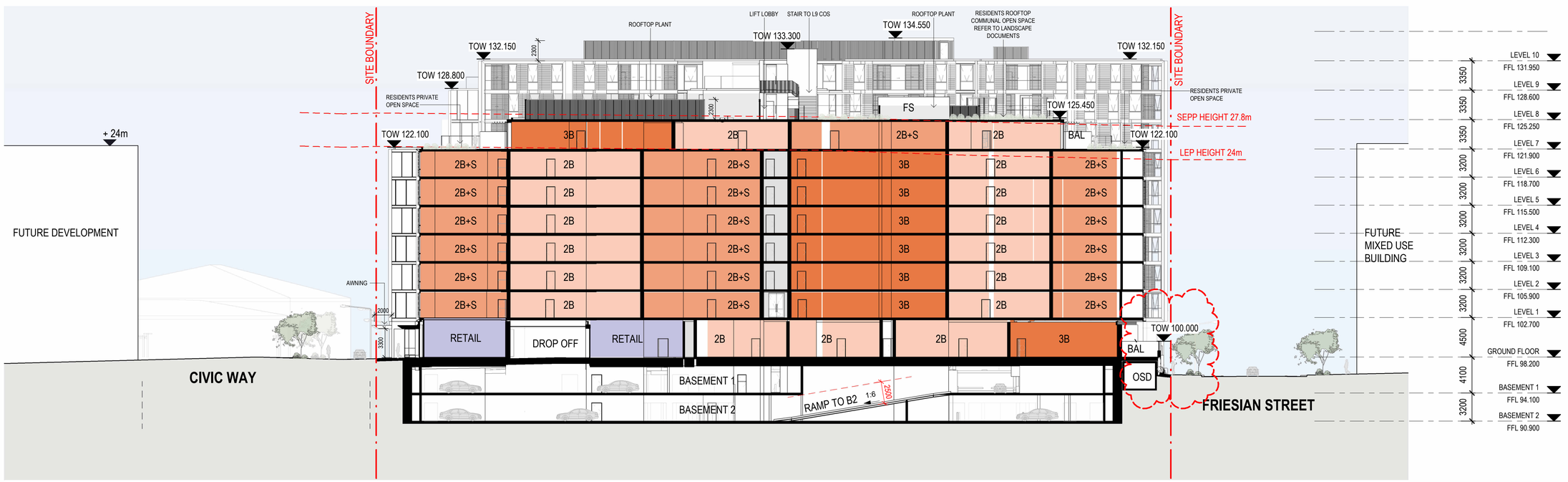

2 NORTH-SOUTH SECTION 02

1 : 250

COLOUR LEGEND

- RETAIL / COMMERCIAL TENANCIES
- WELLNESS SERVICES
- ARRIVAL LOBBY
- RESIDENTS COMMUNAL SPACES
- ADMINISTRATION
- BACK OF HOUSE / ANCILLARY SPACES
- CIRCULATION

RESIDENTIAL UNITS

- BALCONY
- 1 BEDROOM, ASSISTED LIVING
- 1 BEDROOM
- 2 BEDROOM
- 2 BEDROOM + STUDY
- 3 BEDROOM

[Status] DEVELOPMENT APPLICATION

[Nom. Architect] THOMAS HANSEN /9527

[File] 20240019-AB-SK001-R24

[Print Date] 24/01/2025 1:14:36 PM

History

[Rev#]	[Description]	[Date]dd.mm.yy
C	DRAFT DA SET	14.10.2024
1	DA SUBMISSION	22.10.2024
2	DA SUBMISSION	25.10.2024
3	DA SUBMISSION	28.10.2024
4	DA SUBMISSION - RFI AMMENDMENTS	24.01.2024

Studio.SC
Formerly Scott Carver
Level 1, 1 Chifley Square Sydney NSW 2000 Australia
www.studiosc.com.au +61 2 9957 3988

[Project] TULICH LIFESTYLE VILLAGE, ORAN PARK

[Client] TULICH PROJECT MANAGEMENT PTY LTD

0 2.5 5 7.5 10 12.5 m
Bar Scale 1:250

[Scale] 1 : 250 @ A1

SECTIONS - SHEET 2

[Ref] 20240019 [Dwg No] AD-DA30_002 [Rev] 4

PRINT IN COLOUR

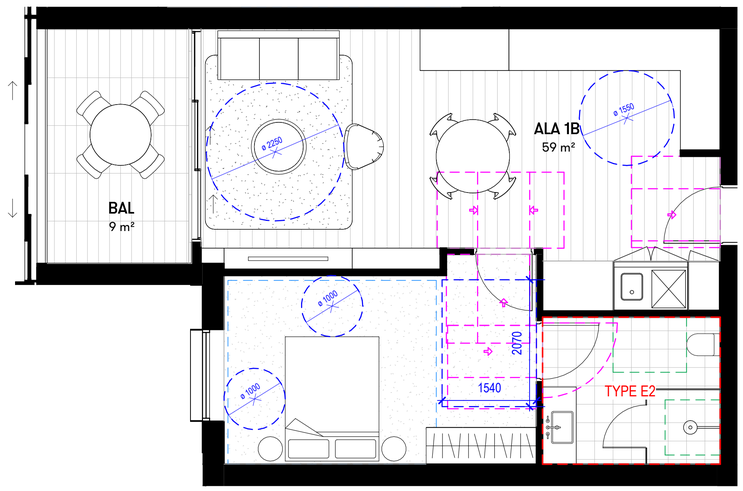

1 1B UNIT - TYPE A
1 : 50

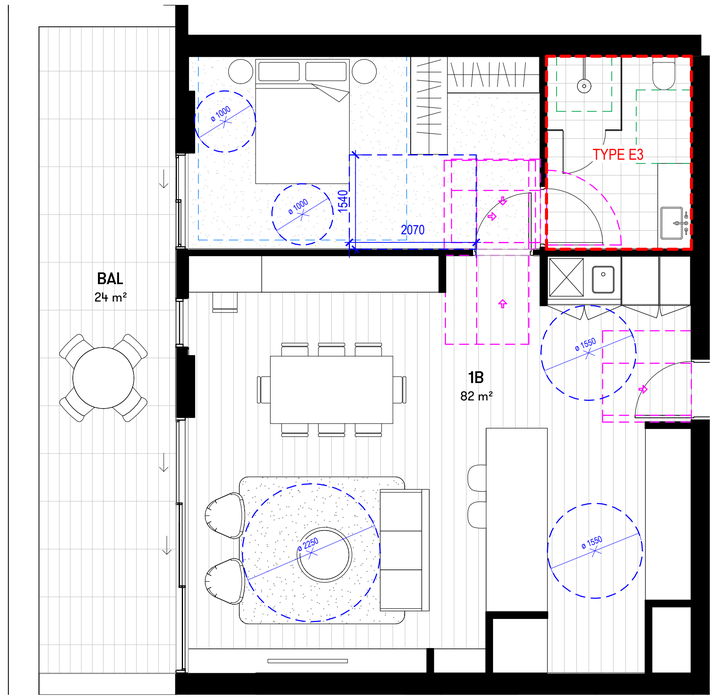

2 1B UNIT - TYPE B
1 : 50

[Status] DEVELOPMENT APPLICATION

[Nom. Architect] THOMAS HANSEN /9527

[File] 20240019-AB-SK001-R24

[Print Date] 24/01/2025 1:18:59 PM

History

[Rev#]	[Description]	[Date]dd.mm.yy
A	DRAFT DA SET	13.09.2024
B	DRAFT DA SET	04.10.2024
1	DA SUBMISSION	22.10.2024

1B & 1B+S UNIT TYPES

TYPE	COUNT
1B - TYPE A	14
1B - TYPE B	1
1B - TYPE C	1
1B - TYPE D	2

Grand total: 18

UNIT LEGEND

ALTERATIONS REQUIRED FOR ACCESSIBILITY COMPLIANCE
REFER TO SHEET AD-SK61_101 FOR ACCESSIBLE ENSUITE TYPES

CLEARANCES FOR ACCESSIBILITY COMPLIANCE TO AS1428.1.
REFER TO ACCESS REPORT

DOOR CLEARANCE TO AS1428.1 FOR DOORS REQUIRED TO BE ACCESSIBLE

MINIMUM SILVER LEVEL CIRCULATION REQUIREMENT FOR BATHROOMS, PER LIVEABLE HOUSING DESIGN GUIDELINES

MINIMUM BEDROOM SIZE TO ADG

CROSS VENTILATION

Studio.SC
Formerly Scott Carver
Level 1, 1 Chifley Square Sydney NSW 2000 Australia
www.studiosc.com.au +61 2 9957 3988

[Project] TULICH LIFESTYLE VILLAGE, ORAN PARK

[Client] TULICH PROJECT MANAGEMENT PTY LTD

0 0.5 1 1.5 2 2.5 m
Bar Scale 1:50

[Scale] 1 : 50 @ A1

APARTMENT PLANS_1B

[Ref] 20240019 [Dwg No] AD-DA60_101 [Rev] 1

PRINT IN COLOUR

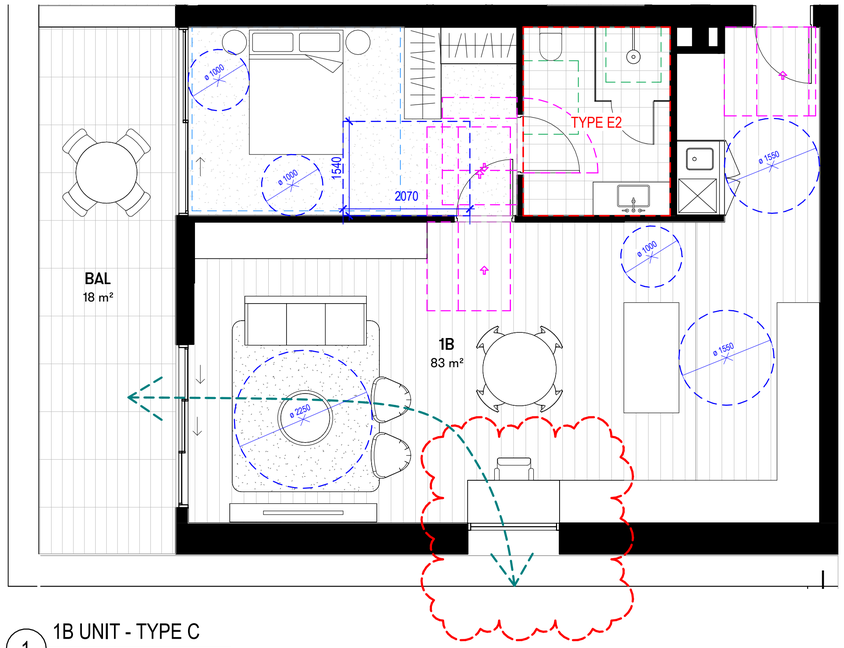

1 1B UNIT - TYPE C
1 : 50

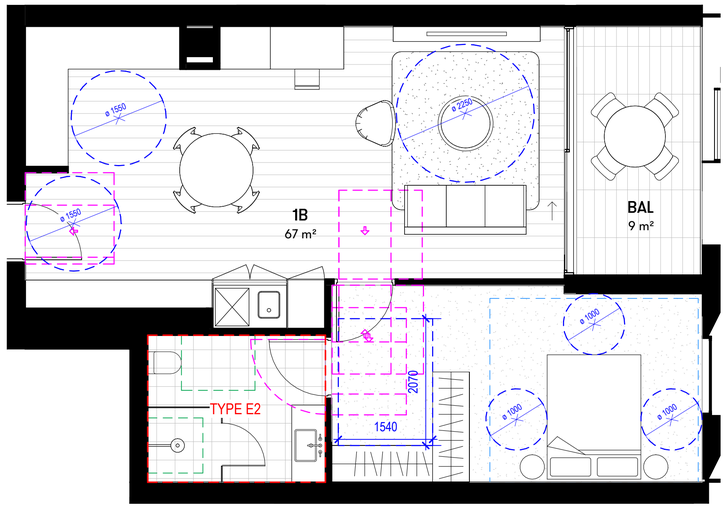

2 1B UNIT - TYPE D
1 : 50

[Status]	DEVELOPMENT APPLICATION
[Nom. Architect]	THOMAS HANSEN /9527
[File]	20240019-AB-SK001-R24
[Print Date]	24/01/2025 2:11:49 PM

History

[Rev#]	[Description]	[Date]dd.mm.yy
A	DRAFT DA SET	13.09.2024
B	DRAFT DA SET	04.10.2024
1	DA SUBMISSION	22.10.2024
2	DA SUBMISSION - RFI AMMENDMENTS	24.01.2024

1B & 1B+S UNIT TYPES

TYPE	COUNT
1B - TYPE A	14
1B - TYPE B	1
1B - TYPE C	1
1B - TYPE D	2

Grand total: 18

UNIT LEGEND

ALTERATIONS REQUIRED FOR ACCESSIBILITY COMPLIANCE
REFER TO SHEET AD-SK61_101 FOR ACCESSIBLE ENSUITE TYPES

CLEARANCES FOR ACCESSIBILITY COMPLIANCE TO AS1428.1.
REFER TO ACCESS REPORT

DOOR CLEARANCE TO AS1428.1 FOR DOORS REQUIRED TO BE ACCESSIBLE

MINIMUM SILVER LEVEL CIRCULATION REQUIREMENT FOR BATHROOMS, PER LIVEABLE HOUSING DESIGN GUIDELINES

MINIMUM BEDROOM SIZE TO ADG

CROSS VENTILATION

Studio.SC
Formerly Scott Carver
Level 1, 1 Chifley Square Sydney NSW 2000 Australia
www.studiosc.com.au +61 2 9957 3988

[Project] TULICH LIFESTYLE VILLAGE, ORAN PARK

[Client] TULICH PROJECT MANAGEMENT PTY LTD

0 0.5 1 1.5 2 2.5 m
Bar Scale 1:50

[Scale] 1 : 50 @ A1

APARTMENT PLANS_1B

[Ref] 20240019 [Dwg No] AD-DA60_201 [Rev] 2

PRINT IN COLOUR

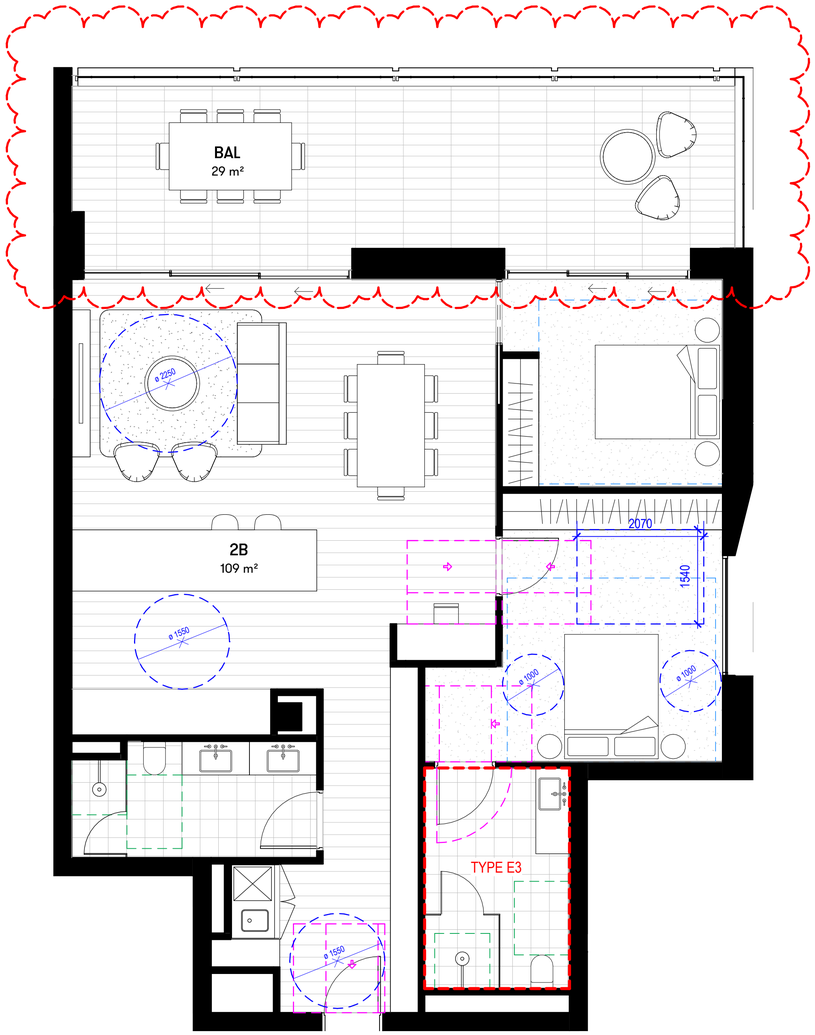

1 2B UNIT - TYPE A
1 : 50

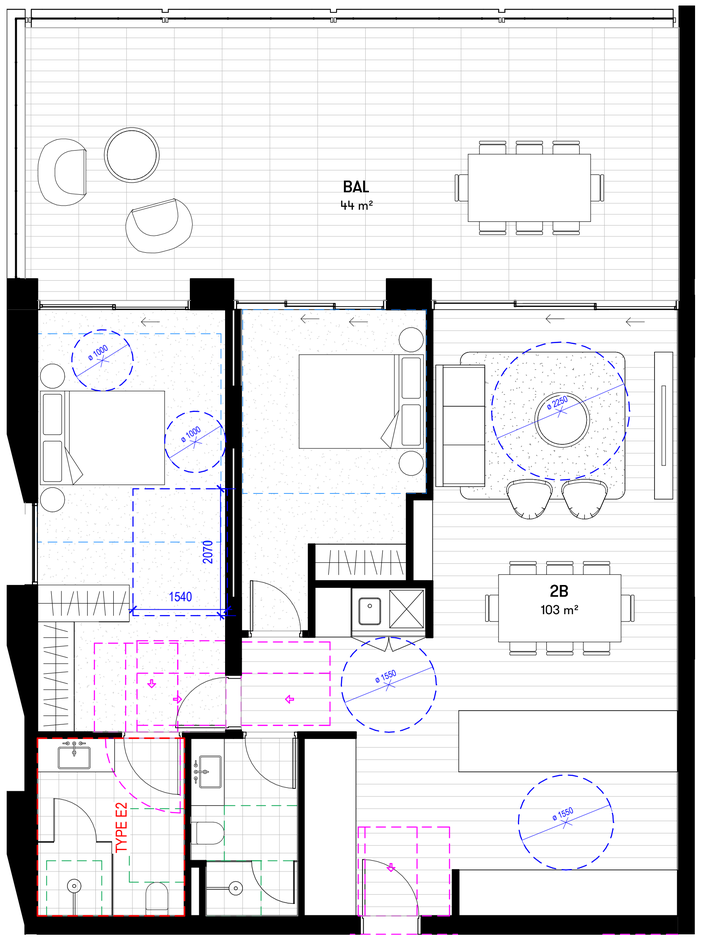

2 2B UNIT - TYPE B
1 : 50

[Status] DEVELOPMENT APPLICATION

[Nom. Architect] THOMAS HANSEN /9527

[File] 20240019-AB-SK001-R24

[Print Date] 24/01/2025 2:11:54 PM

History

[Rev#]	[Description]	[Date]dd.mm.yy
A	DRAFT DA SET	13.09.2024
B	DRAFT DA SET	04.10.2024
1	DA SUBMISSION	22.10.2024
2	DA SUBMISSION - RFI AMMENDMENTS	24.01.2024

2B UNIT TYPES	
TYPE	COUNT
2B - TYPE A	1
2B - TYPE B	1
2B - TYPE C	1
2B - TYPE D1	1
2B - TYPE D2	1
2B - TYPE E	8
2B - TYPE F	6
2B - TYPE G	1
2B - TYPE H1	7
2B - TYPE H2	7
2B - TYPE I	6
2B - TYPE J	1
2B - TYPE K	1
2B - TYPE L	1

Grand total: 43

UNIT LEGEND

ALTERATIONS REQUIRED FOR ACCESSIBILITY COMPLIANCE
REFER TO SHEET AD-SK61_101 FOR ACCESSIBLE ENSUITE TYPES

CLEARANCES FOR ACCESSIBILITY COMPLIANCE TO AS1428.1. REFER TO ACCESS REPORT

DOOR CLEARANCE TO AS1428.1 FOR DOORS REQUIRED TO BE ACCESSIBLE

MINIMUM SILVER LEVEL CIRCULATION REQUIREMENT FOR BATHROOMS, PER LIVEABLE HOUSING DESIGN GUIDELINES

MINIMUM BEDROOM SIZE TO ADG

CROSS VENTILATION

Studio.SC
Formerly Scott Carver
Level 1, 1 Chifley Square Sydney NSW 2000 Australia
www.studiosc.com.au +61 2 9957 3988

[Project] TULICH LIFESTYLE VILLAGE, ORAN PARK

[Client] TULICH PROJECT MANAGEMENT PTY LTD

0 0.5 1 1.5 2 2.5 m
Bar Scale 1:50

[Scale] 1 : 50 @ A1

APARTMENT PLANS_2B

[Ref] 20240019 [Dwg No] AD-DA60_301 [Rev] 2

PRINT IN COLOUR

1 2B UNIT - TYPE C
1 : 50

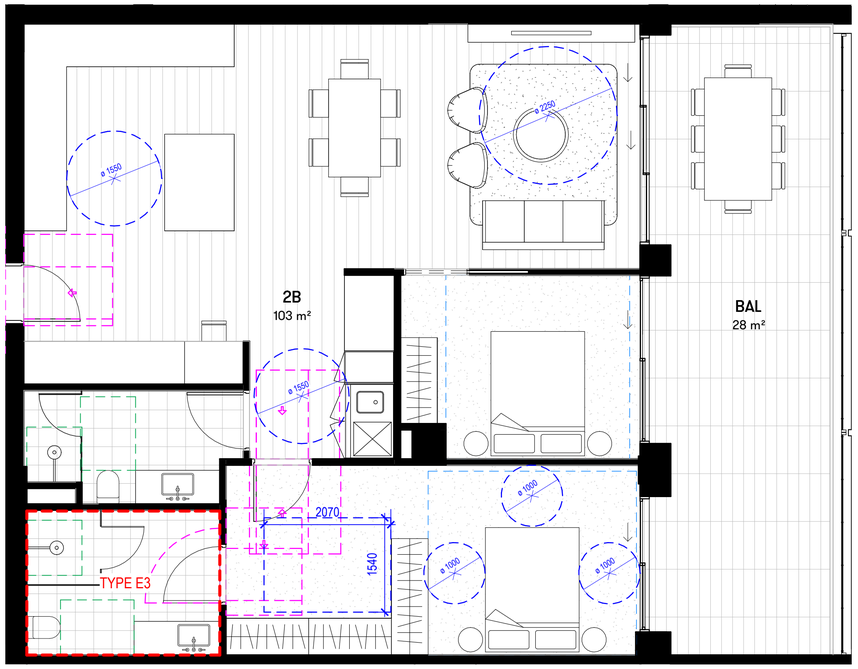

2 2B UNIT - TYPE D
1 : 50

[Status] DEVELOPMENT APPLICATION

[Nom. Architect] THOMAS HANSEN /9527

[File] 20240019-AB-SK001-R24

[Print Date] 24/01/2025 2:11:59 PM

History

[Rev#]	[Description]	[Date]dd.mm.yy
A	DRAFT DA SET	13.09.2024
B	DRAFT DA SET	04.10.2024
1	DA SUBMISSION	22.10.2024

2B UNIT TYPES	
TYPE	COUNT
2B - TYPE A	1
2B - TYPE B	1
2B - TYPE C	1
2B - TYPE D1	1
2B - TYPE D2	1
2B - TYPE E	8
2B - TYPE F	6
2B - TYPE G	1
2B - TYPE H1	7
2B - TYPE H2	7
2B - TYPE I	6
2B - TYPE J	1
2B - TYPE K	1
2B - TYPE L	1

Grand total: 43

UNIT LEGEND

ALTERATIONS REQUIRED FOR ACCESSIBILITY COMPLIANCE
REFER TO SHEET AD-SK61_101 FOR ACCESSIBLE ENSUITE TYPES

CLEARANCES FOR ACCESSIBILITY COMPLIANCE TO AS1428.1. REFER TO ACCESS REPORT

DOOR CLEARANCE TO AS1428.1 FOR DOORS REQUIRED TO BE ACCESSIBLE

MINIMUM SILVER LEVEL CIRCULATION REQUIREMENT FOR BATHROOMS, PER LIVEABLE HOUSING DESIGN GUIDELINES

MINIMUM BEDROOM SIZE TO ADG

CROSS VENTILATION

Studio.SC
Formerly Scott Carver
Level 1, 1 Chifley Square Sydney NSW 2000 Australia
www.studiosc.com.au +61 2 9957 3988

[Project] TULICH LIFESTYLE VILLAGE, ORAN PARK

[Client] TULICH PROJECT MANAGEMENT PTY LTD

0 0.5 1 1.5 2 2.5 m
Bar Scale 1:50

[Scale] 1 : 50 @ A1

APARTMENT PLANS_2B

[Ref] 20240019 [Dwg No] AD-DA60_302 [Rev] 1

PRINT IN COLOUR

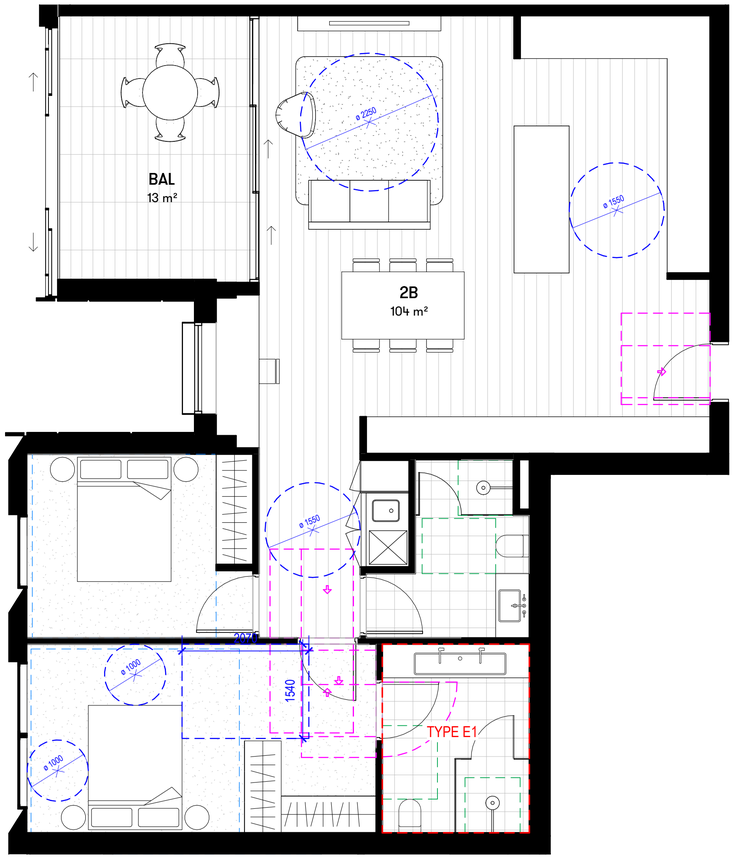

1 2B UNIT - TYPE E
1 : 50

2 2B - UNIT TYPE F
1 : 50

[Status] DEVELOPMENT APPLICATION

[Nom. Architect] THOMAS HANSEN /9527

[File] 20240019-AB-SK001-R24

[Print Date] 24/01/2025 2:12:04 PM

History

[Rev#]	[Description]	[Date]dd.mm.yy
A	DRAFT DA SET	13.09.2024
B	DRAFT DA SET	04.10.2024
1	DA SUBMISSION	22.10.2024

2B UNIT TYPES	
TYPE	COUNT
2B - TYPE A	1
2B - TYPE B	1
2B - TYPE C	1
2B - TYPE D1	1
2B - TYPE D2	1
2B - TYPE E	8
2B - TYPE F	6
2B - TYPE G	1
2B - TYPE H1	7
2B - TYPE H2	7
2B - TYPE I	6
2B - TYPE J	1
2B - TYPE K	1
2B - TYPE L	1

Grand total: 43

UNIT LEGEND

ALTERATIONS REQUIRED FOR ACCESSIBILITY COMPLIANCE
REFER TO SHEET AD-SK61_101 FOR ACCESSIBLE ENSUITE TYPES

CLEARANCES FOR ACCESSIBILITY COMPLIANCE TO AS1428.1. REFER TO ACCESS REPORT

DOOR CLEARANCE TO AS1428.1 FOR DOORS REQUIRED TO BE ACCESSIBLE

MINIMUM SILVER LEVEL CIRCULATION REQUIREMENT FOR BATHROOMS, PER LIVEABLE HOUSING DESIGN GUIDELINES

MINIMUM BEDROOM SIZE TO ADG

CROSS VENTILATION

Studio.SC
Formerly Scott Carver
Level 1, 1 Chifley Square Sydney NSW 2000 Australia
www.studiosc.com.au +61 2 9957 3988

[Project] TULICH LIFESTYLE VILLAGE, ORAN PARK

[Client] TULICH PROJECT MANAGEMENT PTY LTD

0 0.5 1 1.5 2 2.5 m
Bar Scale 1:50

[Scale] 1 : 50 @ A1

APARTMENT PLANS_2B

[Ref] 20240019 [Dwg No] AD-DA60_303 [Rev] 1

PRINT IN COLOUR



1 2B UNIT - TYPE G
1 : 50

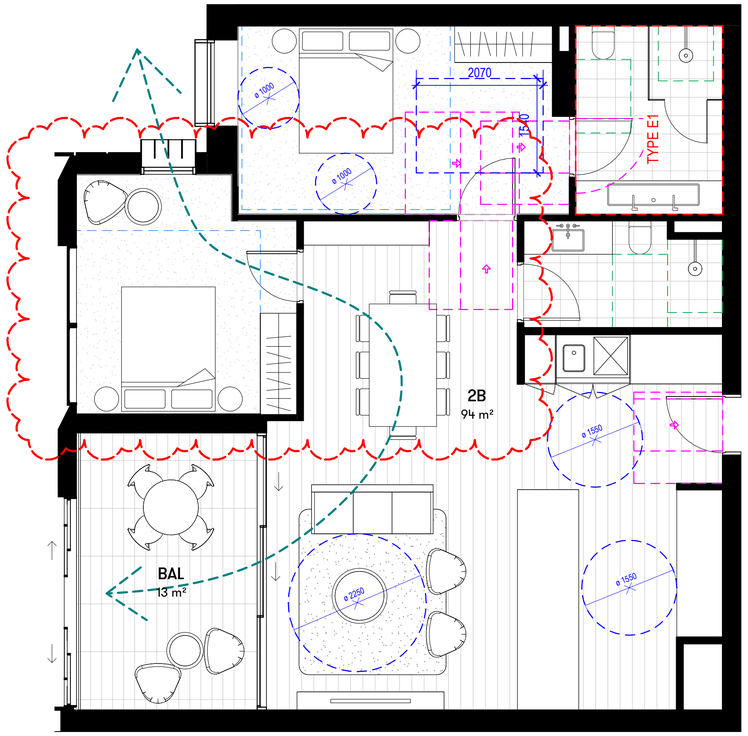

2 2B UNIT - TYPE H
1 : 50

[Status]	DEVELOPMENT APPLICATION
[Nom. Architect]	THOMAS HANSEN /9527
[File]	20240019-AB-SK001-R24
[Print Date]	24/01/2025 2:12:09 PM

History

[Rev#]	[Description]	[Date]dd.mm.yy
A	DRAFT DA SET	13.09.2024
B	DRAFT DA SET	04.10.2024
1	DA SUBMISSION	22.10.2024
2	DA SUBMISSION	25.10.2024
3	DA SUBMISSION - RFI AMMENDMENTS	24.01.2024

2B UNIT TYPES

TYPE	COUNT
2B - TYPE A	1
2B - TYPE B	1
2B - TYPE C	1
2B - TYPE D1	1
2B - TYPE D2	1
2B - TYPE E	8
2B - TYPE F	6
2B - TYPE G	1
2B - TYPE H1	7
2B - TYPE H2	7
2B - TYPE I	6
2B - TYPE J	1
2B - TYPE K	1
2B - TYPE L	1

Grand total: 43

UNIT LEGEND

- ALTERATIONS REQUIRED FOR ACCESSIBILITY COMPLIANCE REFER TO SHEET AD-SK61_101 FOR ACCESSIBLE ENSUITE TYPES
- CLEARANCES FOR ACCESSIBILITY COMPLIANCE TO AS1428.1. REFER TO ACCESS REPORT
- DOOR CLEARANCE TO AS1428.1 FOR DOORS REQUIRED TO BE ACCESSIBLE
- MINIMUM SILVER LEVEL CIRCULATION REQUIREMENT FOR BATHROOMS, PER LIVEABLE HOUSING DESIGN GUIDELINES
- MINIMUM BEDROOM SIZE TO ADG
- CROSS VENTILATION

Studio.SC
Formerly Scott Carver
Level 1, 1 Chifley Square Sydney NSW 2000 Australia
www.studiosc.com.au +61 2 9957 3988

[Project] TULICH LIFESTYLE VILLAGE, ORAN PARK

[Client] TULICH PROJECT MANAGEMENT PTY LTD

0 0.5 1 1.5 2 2.5 m
Bar Scale 1:50

[Scale] 1 : 50 @ A1

APARTMENT PLANS_2B

[Ref] 20240019 [Dwg No] AD-DA60_304 [Rev] 3

PRINT IN COLOUR

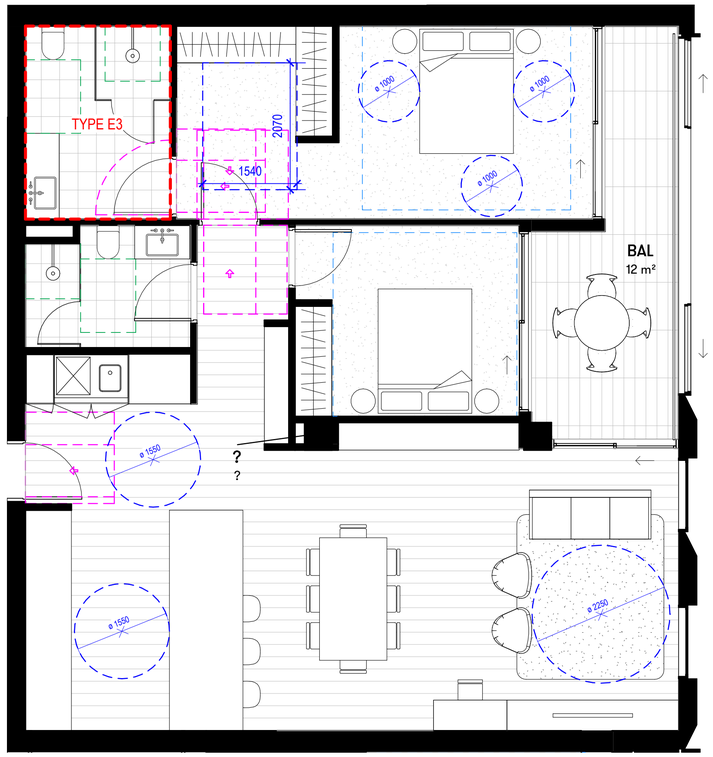

1 2B UNIT - TYPE I
1 : 50

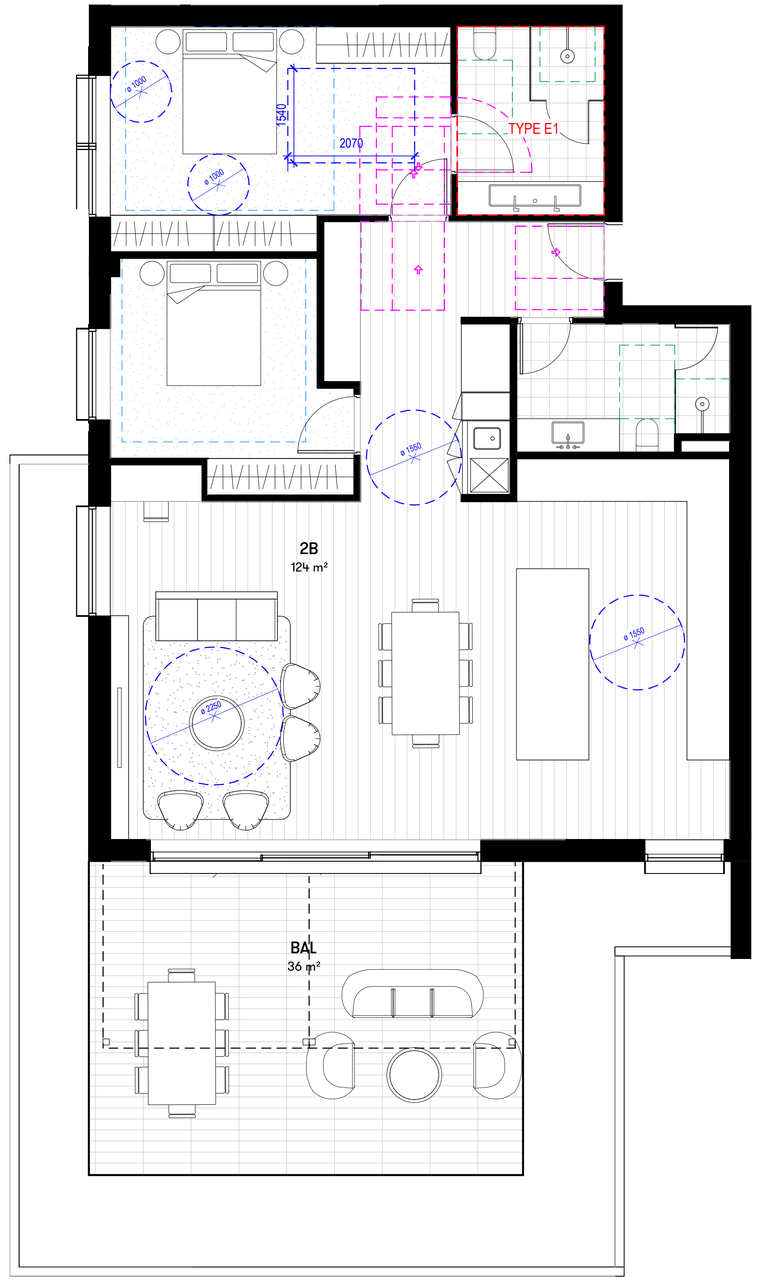

2 2B UNIT - TYPE J
1 : 50

[Status] DEVELOPMENT APPLICATION

[Nom. Architect] THOMAS HANSEN /9527

[File] 20240019-AB-SK001-R24

[Print Date] 24/01/2025 2:14:17 PM

History

[Rev#]	[Description]	[Date]dd.mm.yy
A	DRAFT DA SET	13.09.2024
B	DRAFT DA SET	04.10.2024
1	DA SUBMISSION	22.10.2024

2B UNIT TYPES	
TYPE	COUNT
2B - TYPE A	1
2B - TYPE B	1
2B - TYPE C	1
2B - TYPE D1	1
2B - TYPE D2	1
2B - TYPE E	8
2B - TYPE F	6
2B - TYPE G	1
2B - TYPE H1	7
2B - TYPE H2	7
2B - TYPE I	6
2B - TYPE J	1
2B - TYPE K	1
2B - TYPE L	1

Grand total: 43

UNIT LEGEND

ALTERATIONS REQUIRED FOR ACCESSIBILITY COMPLIANCE
REFER TO SHEET AD-SK61_101 FOR ACCESSIBLE ENSUITE TYPES

CLEARANCES FOR ACCESSIBILITY COMPLIANCE TO AS1428.1. REFER TO ACCESS REPORT

DOOR CLEARANCE TO AS1428.1 FOR DOORS REQUIRED TO BE ACCESSIBLE

MINIMUM SILVER LEVEL CIRCULATION REQUIREMENT FOR BATHROOMS, PER LIVEABLE HOUSING DESIGN GUIDELINES

MINIMUM BEDROOM SIZE TO ADG

CROSS VENTILATION

Studio.SC
Formerly Scott Carver
Level 1, 1 Chifley Square Sydney NSW 2000 Australia
www.studiosc.com.au +61 2 9957 3988

[Project] TULICH LIFESTYLE VILLAGE, ORAN PARK

[Client] TULICH PROJECT MANAGEMENT PTY LTD

0 0.5 1 1.5 2 2.5 m
Bar Scale 1:50

[Scale] 1 : 50 @ A1

APARTMENT PLANS_2B

[Ref] 20240019 [Dwg No] AD-DA60_305 [Rev] 1

PRINT IN COLOUR

[Status] DEVELOPMENT APPLICATION

[Nom. Architect] THOMAS HANSEN /9527

[File] 20240019-AB-SK001-R24

[Print Date] 24/01/2025 2:17:58 PM

History

[Rev#]	[Description]	[Date]dd.mm.yy
A	DRAFT DA SET	13.09.2024
B	DRAFT DA SET	04.10.2024
1	DA SUBMISSION	22.10.2024

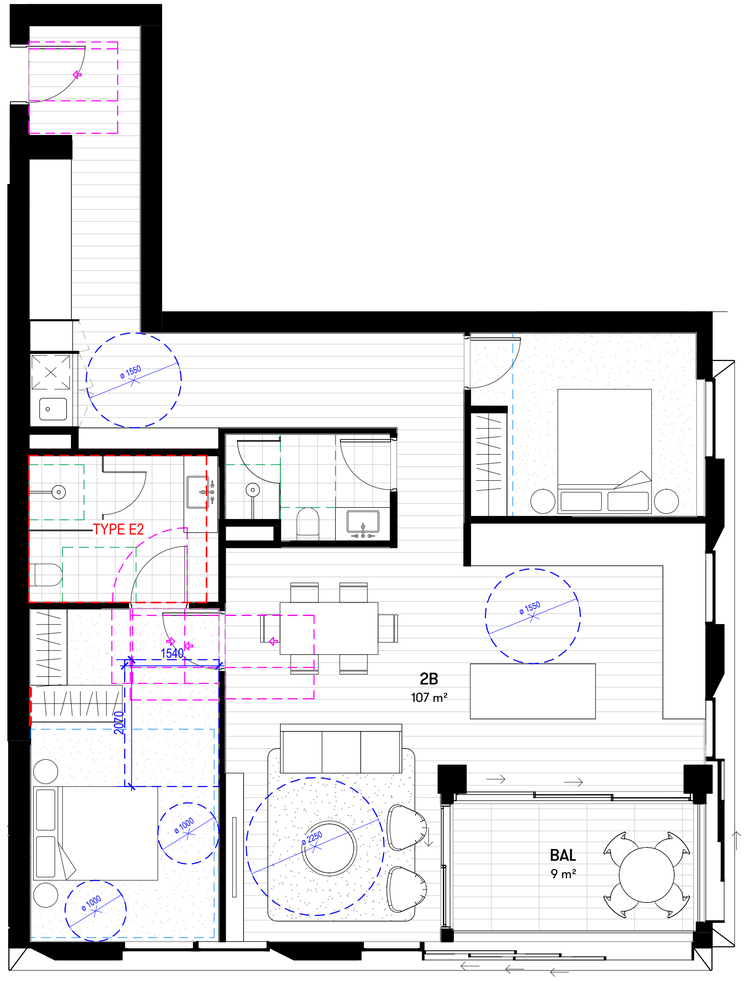

1 2B UNIT - TYPE K
1 : 50

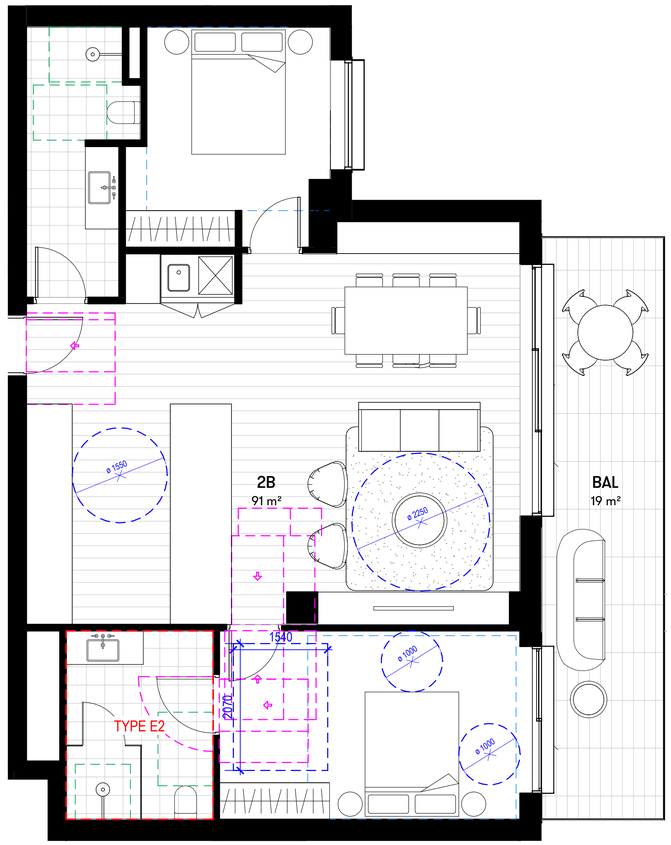

2 2B UNIT - TYPE L
1 : 50

2B UNIT TYPES	
TYPE	COUNT
2B - TYPE A	1
2B - TYPE B	1
2B - TYPE C	1
2B - TYPE D1	1
2B - TYPE D2	1
2B - TYPE E	8
2B - TYPE F	6
2B - TYPE G	1
2B - TYPE H1	7
2B - TYPE H2	7
2B - TYPE I	6
2B - TYPE J	1
2B - TYPE K	1
2B - TYPE L	1

Grand total: 43

UNIT LEGEND

ALTERATIONS REQUIRED FOR ACCESSIBILITY COMPLIANCE
REFER TO SHEET AD-SK61_101 FOR ACCESSIBLE ENSUITE TYPES

CLEARANCES FOR ACCESSIBILITY COMPLIANCE TO AS1428.1. REFER TO ACCESS REPORT

DOOR CLEARANCE TO AS1428.1 FOR DOORS REQUIRED TO BE ACCESSIBLE

MINIMUM SILVER LEVEL CIRCULATION REQUIREMENT FOR BATHROOMS, PER LIVEABLE HOUSING DESIGN GUIDELINES

MINIMUM BEDROOM SIZE TO ADG

CROSS VENTILATION

Studio.SC
Formerly Scott Carver

Level 1, 1 Chifley Square Sydney NSW 2000 Australia
www.studiosc.com.au +61 2 9957 3988

[Project] TULICH LIFESTYLE VILLAGE, ORAN PARK

[Client] TULICH PROJECT MANAGEMENT PTY LTD

0 0.5 1 1.5 2 2.5 m
Bar Scale 1:50

[Scale] 1 : 50 @ A1

APARTMENT PLANS_2B

[Ref] 20240019 [Dwg No] AD-DA60_306 [Rev] 1

PRINT IN COLOUR

1 2B+S UNIT - TYPE A
1 : 50

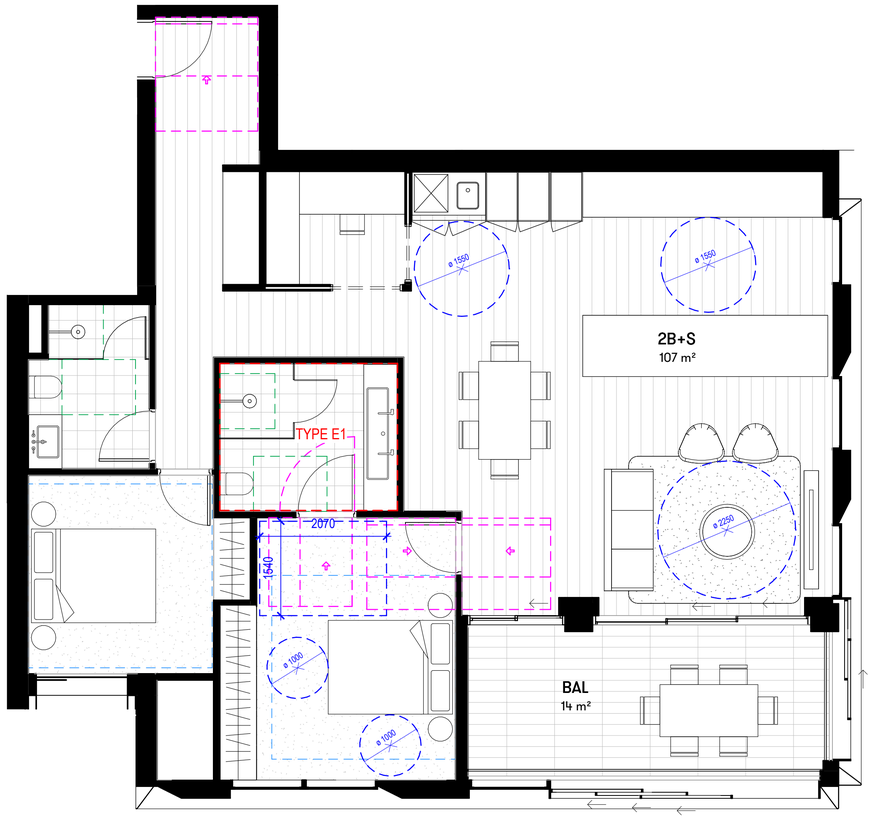

2 2B+S UNIT - TYPE B
1 : 50

[Status] DEVELOPMENT APPLICATION

[Nom. Architect] THOMAS HANSEN /9527

[File] 20240019-AB-SK001-R24

[Print Date] 24/01/2025 2:13:55 PM

History

[Rev#]	[Description]	[Date]dd.mm.yy
A	DRAFT DA SET	13.09.2024
B	DRAFT DA SET	04.10.2024
1	DA SUBMISSION	22.10.2024

2B+S UNIT TYPES	
TYPES	COUNT
2B+S - TYPE A	6
2B+S - TYPE B1	2
2B+S - TYPE B2	6
2B+S - TYPE C	9
2B+S - TYPE D	6
2B+S - TYPE E	9
2B+S - TYPE F	5
2B+S - TYPE G	1
2B+S - TYPE H	8
2B+S - TYPE I	6

Grand total: 58

UNIT LEGEND

- ALTERATIONS REQUIRED FOR ACCESSIBILITY COMPLIANCE REFER TO SHEET AD-SK61_101 FOR ACCESSIBLE ENSUITE TYPES
- CLEARANCES FOR ACCESSIBILITY COMPLIANCE TO AS1428.1. REFER TO ACCESS REPORT
- DOOR CLEARANCE TO AS1428.1 FOR DOORS REQUIRED TO BE ACCESSIBLE
- MINIMUM SILVER LEVEL CIRCULATION REQUIREMENT FOR BATHROOMS, PER LIVEABLE HOUSING DESIGN GUIDELINES
- MINIMUM BEDROOM SIZE TO ADG
- CROSS VENTILATION

Studio.SC
Formerly Scott Carver
Level 1, 1 Chifley Square Sydney NSW 2000 Australia
www.studiosc.com.au +61 2 9957 3988

[Project] TULICH LIFESTYLE VILLAGE, ORAN PARK

[Client] TULICH PROJECT MANAGEMENT PTY LTD

0 0.5 1 1.5 2 2.5 m
Bar Scale 1:50

[Scale] 1 : 50 @ A1

APARTMENT PLANS_2B+S

[Ref] 20240019 [Dwg No] AD-DA60_401 [Rev] 1

PRINT IN COLOUR

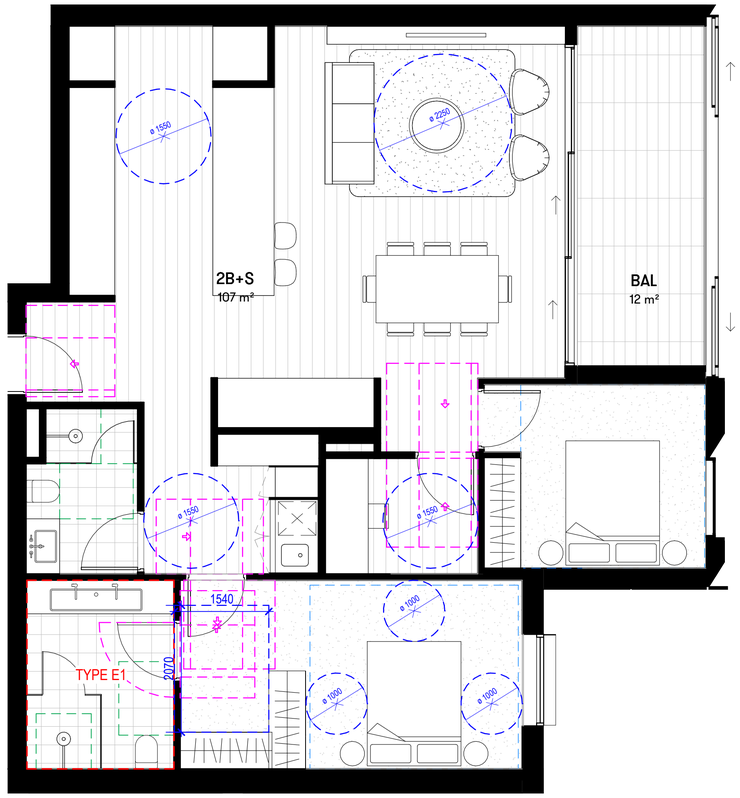

1 2B+S - UNIT TYPE C
1 : 50

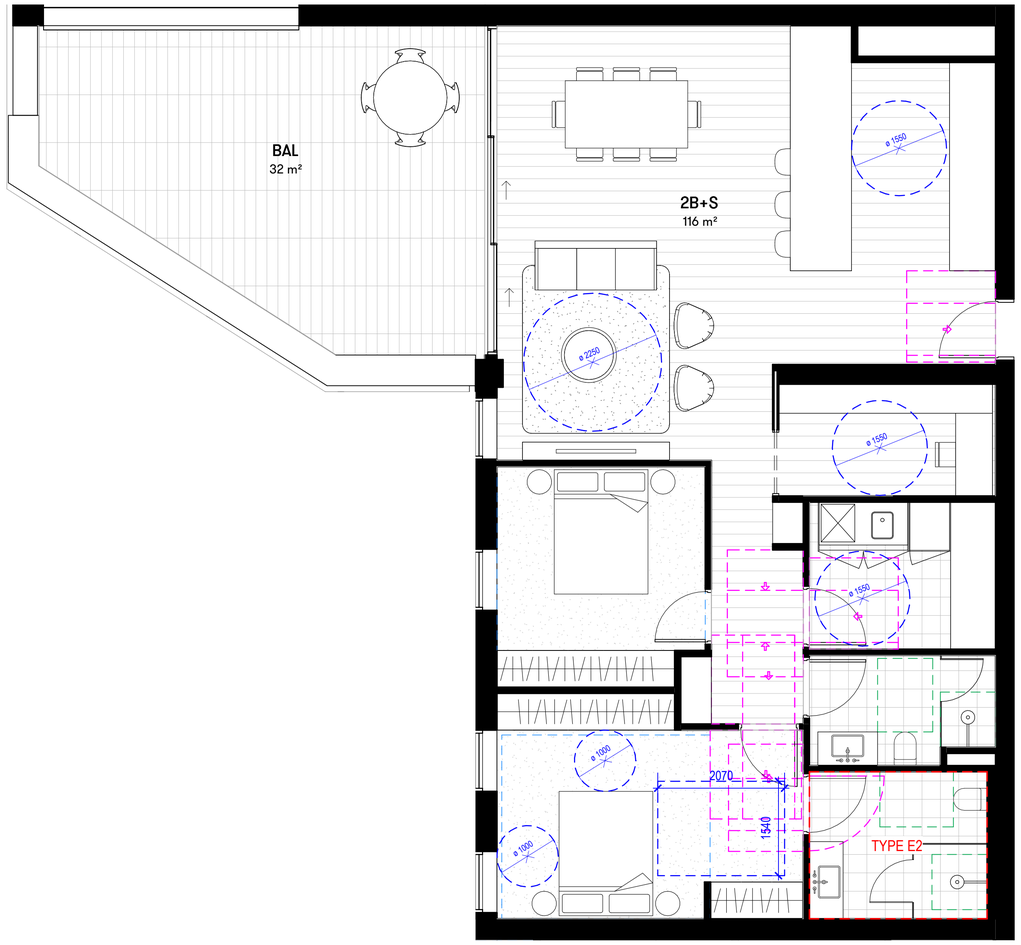

2 2B+S UNIT - TYPE D
1 : 50

[Status]	DEVELOPMENT APPLICATION
[Nom. Architect]	THOMAS HANSEN /9527
[File]	20240019-AB-SK001-R24
[Print Date]	24/01/2025 2:14:00 PM

History

[Rev#]	[Description]	[Date]dd.mm.yy
A	DRAFT DA SET	13.09.2024
B	DRAFT DA SET	04.10.2024
1	DA SUBMISSION	22.10.2024

2B+S UNIT TYPES	
TYPES	COUNT
2B+S - TYPE A	6
2B+S - TYPE B1	2
2B+S - TYPE B2	6
2B+S - TYPE C	9
2B+S - TYPE D	6
2B+S - TYPE E	9
2B+S - TYPE F	5
2B+S - TYPE G	1
2B+S - TYPE H	8
2B+S - TYPE I	6

Grand total: 58

UNIT LEGEND

- ALTERATIONS REQUIRED FOR ACCESSIBILITY COMPLIANCE REFER TO SHEET AD-SK61_101 FOR ACCESSIBLE ENSUITE TYPES
- CLEARANCES FOR ACCESSIBILITY COMPLIANCE TO AS1428.1. REFER TO ACCESS REPORT
- DOOR CLEARANCE TO AS1428.1 FOR DOORS REQUIRED TO BE ACCESSIBLE
- MINIMUM SILVER LEVEL CIRCULATION REQUIREMENT FOR BATHROOMS, PER LIVEABLE HOUSING DESIGN GUIDELINES
- MINIMUM BEDROOM SIZE TO ADG
- CROSS VENTILATION

Studio.SC
Formerly Scott Carver
Level 1, 1 Chifley Square Sydney NSW 2000 Australia
www.studiosc.com.au +61 2 9957 3988

[Project] TULICH LIFESTYLE VILLAGE, ORAN PARK

[Client] TULICH PROJECT MANAGEMENT PTY LTD

0 0.5 1 1.5 2 2.5 m
Bar Scale 1:50

[Scale] 1 : 50 @ A1

APARTMENT PLANS_2B+S

[Ref] 20240019 [Dwg No] AD-DA60_402 [Rev] 1

PRINT IN COLOUR

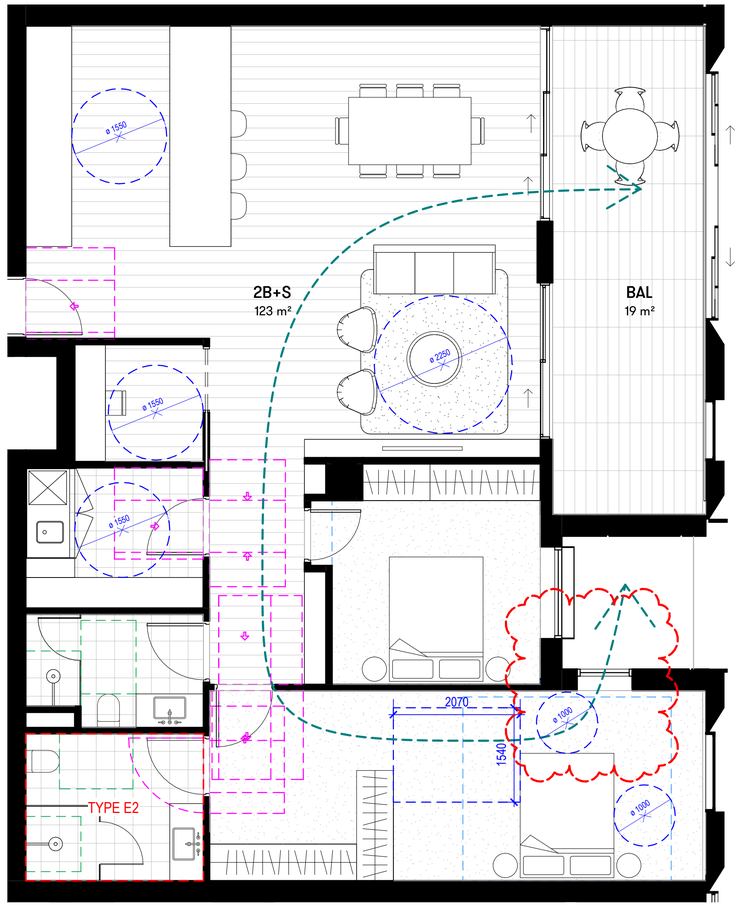

1 2B+S UNIT - TYPE E
1 : 50

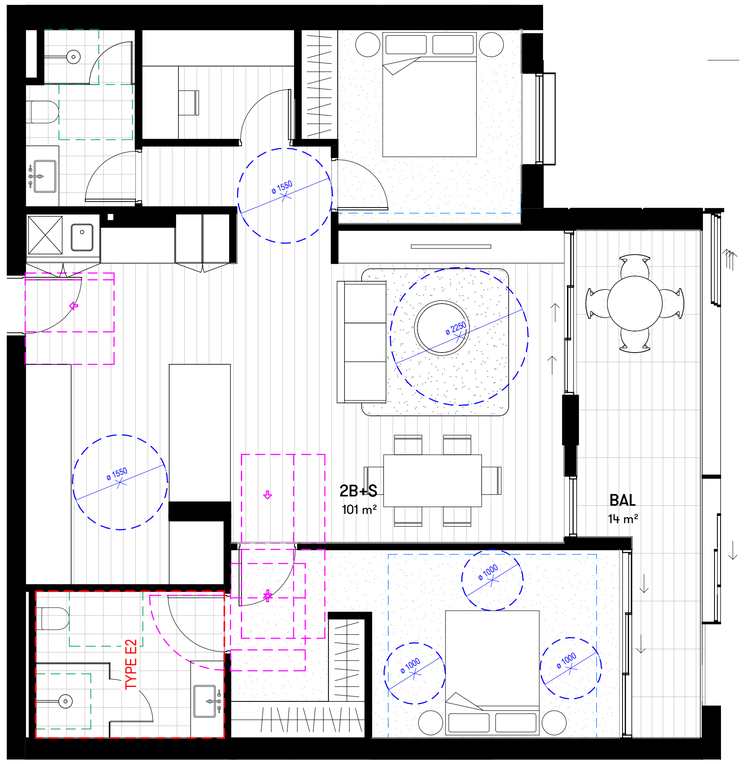

2 2B+S UNIT - TYPE F
1 : 50

[Status] DEVELOPMENT APPLICATION

[Nom. Architect] THOMAS HANSEN /9527

[File] 20240019-AB-SK001-R24

[Print Date] 24/01/2025 2:14:06 PM

History

[Rev#]	[Description]	[Date]dd.mm.yy
A	DRAFT DA SET	13.09.2024
B	DRAFT DA SET	04.10.2024
1	DA SUBMISSION	22.10.2024
2	DA SUBMISSION - RFI AMMENDMENTS	24.01.2024

2B+S UNIT TYPES	
TYPES	COUNT
2B+S - TYPE A	6
2B+S - TYPE B1	2
2B+S - TYPE B2	6
2B+S - TYPE C	9
2B+S - TYPE D	6
2B+S - TYPE E	9
2B+S - TYPE F	5
2B+S - TYPE G	1
2B+S - TYPE H	8
2B+S - TYPE I	6

Grand total: 58

UNIT LEGEND

ALTERATIONS REQUIRED FOR ACCESSIBILITY COMPLIANCE
REFER TO SHEET AD-SK61_101 FOR ACCESSIBLE ENSUITE TYPES

CLEARANCES FOR ACCESSIBILITY COMPLIANCE TO AS1428.1. REFER TO ACCESS REPORT

DOOR CLEARANCE TO AS1428.1 FOR DOORS REQUIRED TO BE ACCESSIBLE

MINIMUM SILVER LEVEL CIRCULATION REQUIREMENT FOR BATHROOMS, PER LIVEABLE HOUSING DESIGN GUIDELINES

MINIMUM BEDROOM SIZE TO ADG

CROSS VENTILATION

Studio.SC
Formerly Scott Carver
Level 1, 1 Chifley Square Sydney NSW 2000 Australia
www.studiosc.com.au +61 2 9957 3988

[Project] TULICH LIFESTYLE VILLAGE, ORAN PARK

[Client] TULICH PROJECT MANAGEMENT PTY LTD

0 0.5 1 1.5 2 2.5 m
Bar Scale 1:50

[Scale] 1 : 50 @ A1

APARTMENT PLANS_2B+S

[Ref] 20240019 [Dwg No] AD-DA60_403 [Rev] 2

PRINT IN COLOUR

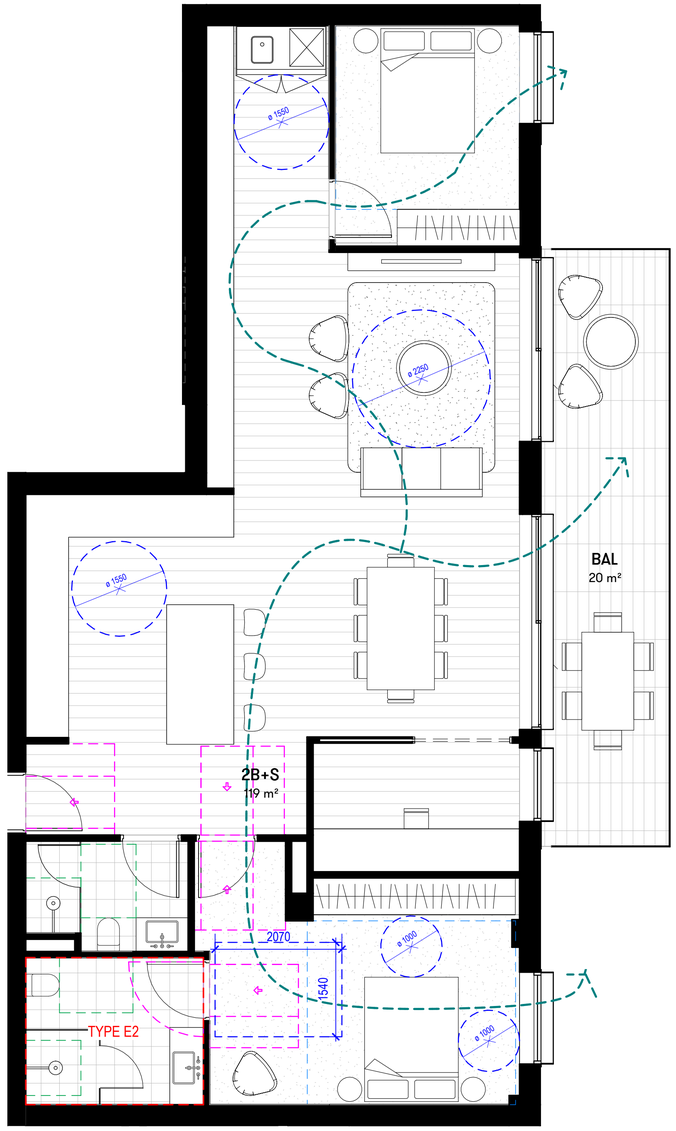

1 2B+S UNIT - TYPE G
1 : 50

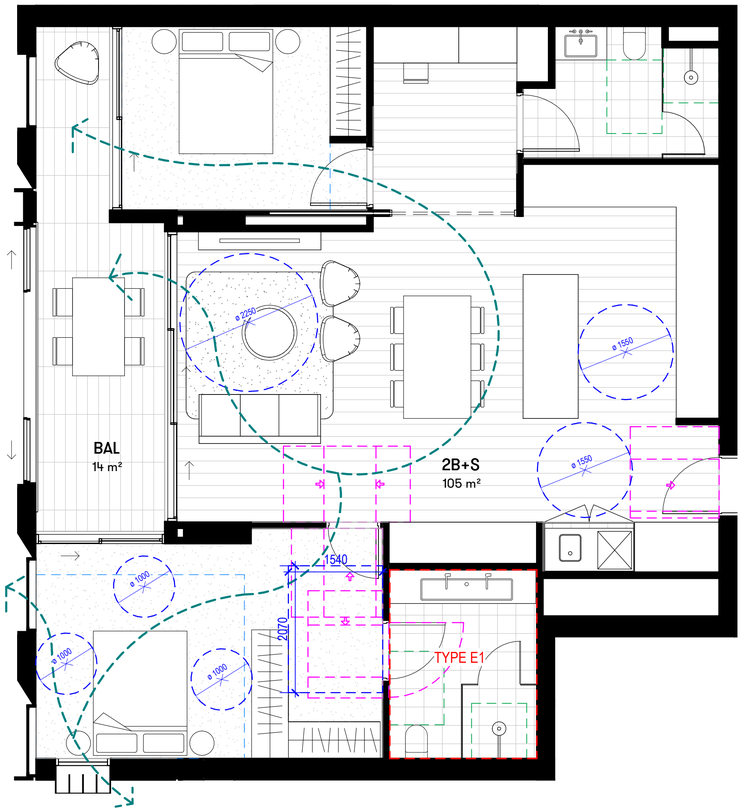

2 2B+S UNIT - TYPE H
1 : 50

[Status] DEVELOPMENT APPLICATION

[Nom. Architect] THOMAS HANSEN /9527

[File] 20240019-AB-SK001-R24

[Print Date] 24/01/2025 2:14:12 PM

History

[Rev#]	[Description]	[Date]dd.mm.yy
A	DRAFT DA SET	13.09.2024
B	DRAFT DA SET	04.10.2024
1	DA SUBMISSION	22.10.2024

2B+S UNIT TYPES

TYPES	COUNT
2B+S - TYPE A	6
2B+S - TYPE B1	2
2B+S - TYPE B2	6
2B+S - TYPE C	9
2B+S - TYPE D	6
2B+S - TYPE E	9
2B+S - TYPE F	5
2B+S - TYPE G	1
2B+S - TYPE H	8
2B+S - TYPE I	6

Grand total: 58

UNIT LEGEND

- ALTERATIONS REQUIRED FOR ACCESSIBILITY COMPLIANCE REFER TO SHEET AD-SK61_101 FOR ACCESSIBLE ENSUITE TYPES
- CLEARANCES FOR ACCESSIBILITY COMPLIANCE TO AS1428.1. REFER TO ACCESS REPORT
- DOOR CLEARANCE TO AS1428.1 FOR DOORS REQUIRED TO BE ACCESSIBLE
- MINIMUM SILVER LEVEL CIRCULATION REQUIREMENT FOR BATHROOMS, PER LIVEABLE HOUSING DESIGN GUIDELINES
- MINIMUM BEDROOM SIZE TO ADG
- CROSS VENTILATION

Studio.SC
Formerly Scott Carver
Level 1, 1 Chifley Square Sydney NSW 2000 Australia
www.studiosc.com.au +61 2 9957 3988

[Project] TULICH LIFESTYLE VILLAGE, ORAN PARK

[Client] TULICH PROJECT MANAGEMENT PTY LTD

0 0.5 1 1.5 2 2.5 m
Bar Scale 1:50

[Scale] 1 : 50 @ A1

APARTMENT PLANS_2B+S

[Ref] 20240019 [Dwg No] AD-DA60_404 [Rev] 1

PRINT IN COLOUR

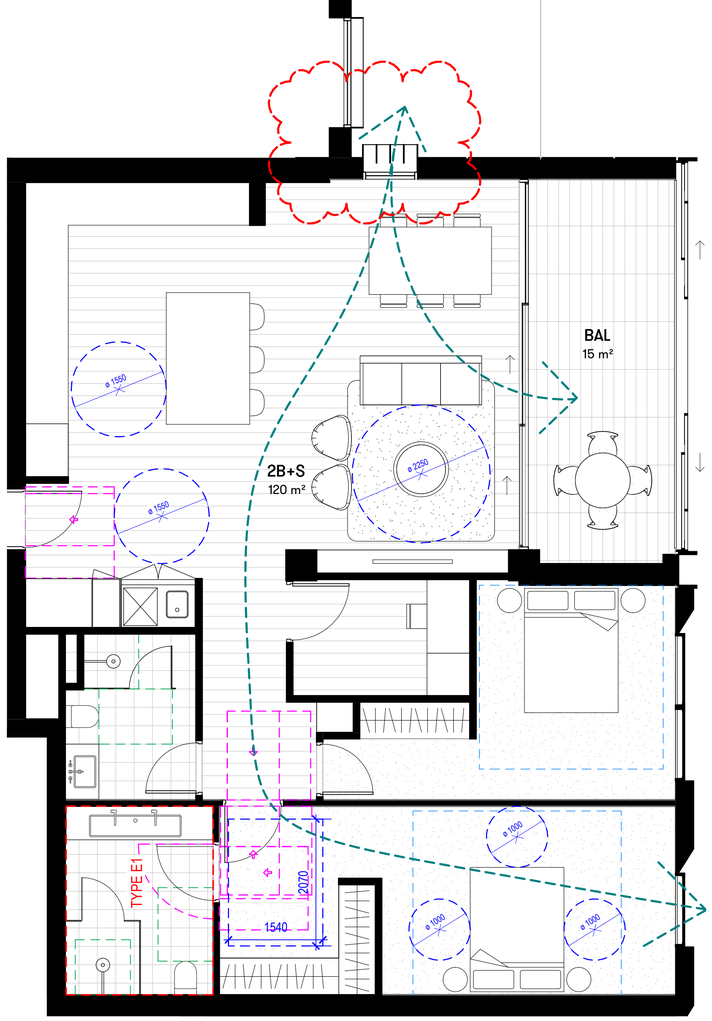

1 2B+S UNIT - TYPE I
1 : 50

[Status] DEVELOPMENT APPLICATION

[Nom. Architect] THOMAS HANSEN /9527

[File] 20240019-AB-SK001-R24

[Print Date] 24/01/2025 2:12:13 PM

History

[Rev#]	[Description]	[Date]dd.mm.yy
A	DRAFT DA SET	13.09.2024
B	DRAFT DA SET	04.10.2024
1	DA SUBMISSION	22.10.2024
2	DA SUBMISSION - RFI AMMENDMENTS	24.01.2024

2B+S UNIT TYPES	
TYPES	COUNT
2B+S - TYPE A	6
2B+S - TYPE B1	2
2B+S - TYPE B2	6
2B+S - TYPE C	9
2B+S - TYPE D	6
2B+S - TYPE E	9
2B+S - TYPE F	5
2B+S - TYPE G	1
2B+S - TYPE H	8
2B+S - TYPE I	6

Grand total: 58

UNIT LEGEND

ALTERATIONS REQUIRED FOR ACCESSIBILITY COMPLIANCE
REFER TO SHEET AD-SK61_101 FOR ACCESSIBLE ENSUITE TYPES

CLEARANCES FOR ACCESSIBILITY COMPLIANCE TO AS1428.1. REFER TO ACCESS REPORT

DOOR CLEARANCE TO AS1428.1 FOR DOORS REQUIRED TO BE ACCESSIBLE

MINIMUM SILVER LEVEL CIRCULATION REQUIREMENT FOR BATHROOMS, PER LIVEABLE HOUSING DESIGN GUIDELINES

MINIMUM BEDROOM SIZE TO ADG

CROSS VENTILATION

Studio.SC
Formerly Scott Carver
Level 1, 1 Chifley Square Sydney NSW 2000 Australia
www.studiosc.com.au +61 2 9957 3988

[Project] TULICH LIFESTYLE VILLAGE, ORAN PARK

[Client] TULICH PROJECT MANAGEMENT PTY LTD

0 0.5 1 1.5 2 2.5 m
Bar Scale 1:50

[Scale] 1 : 50 @ A1

APARTMENT PLANS_2B+S

[Ref] 20240019 [Dwg No] AD-DA60_405 [Rev] 2

PRINT IN COLOUR

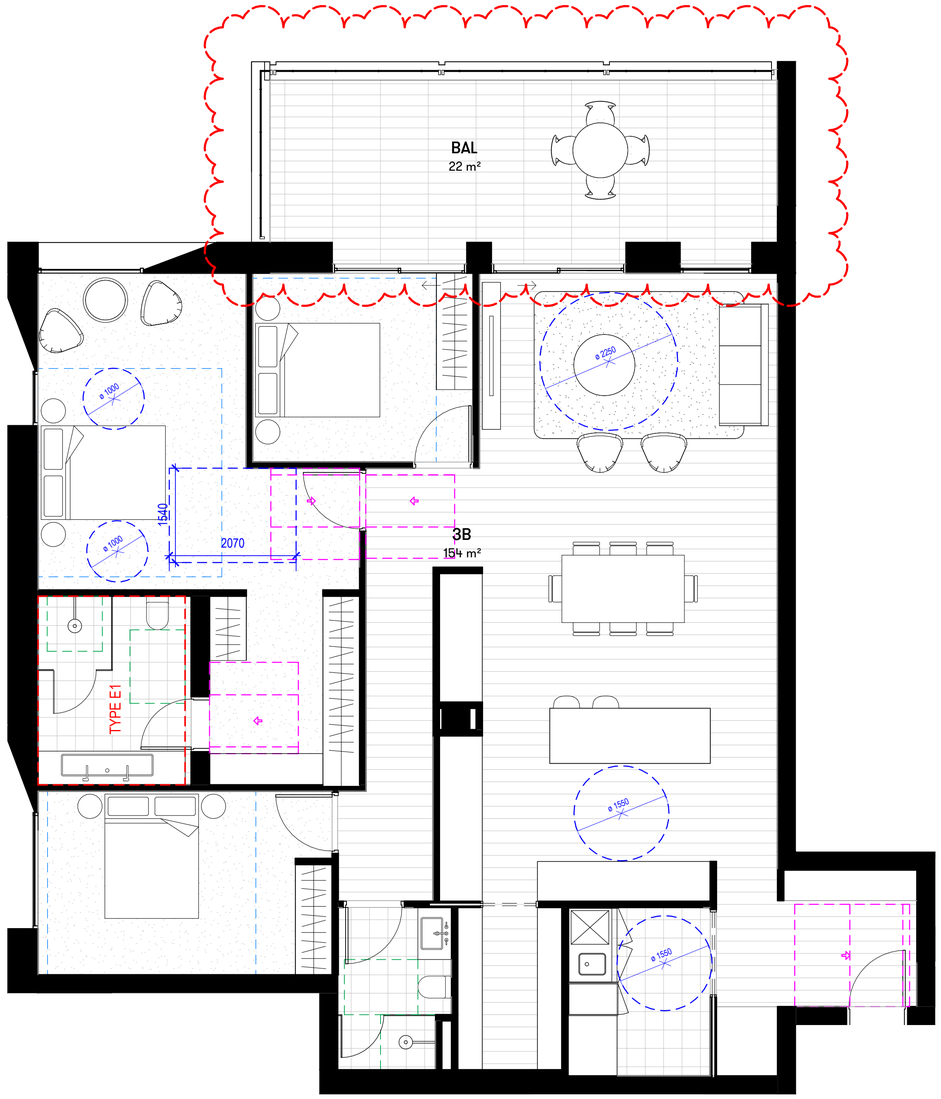

1 3B UNIT - TYPE A
1 : 50

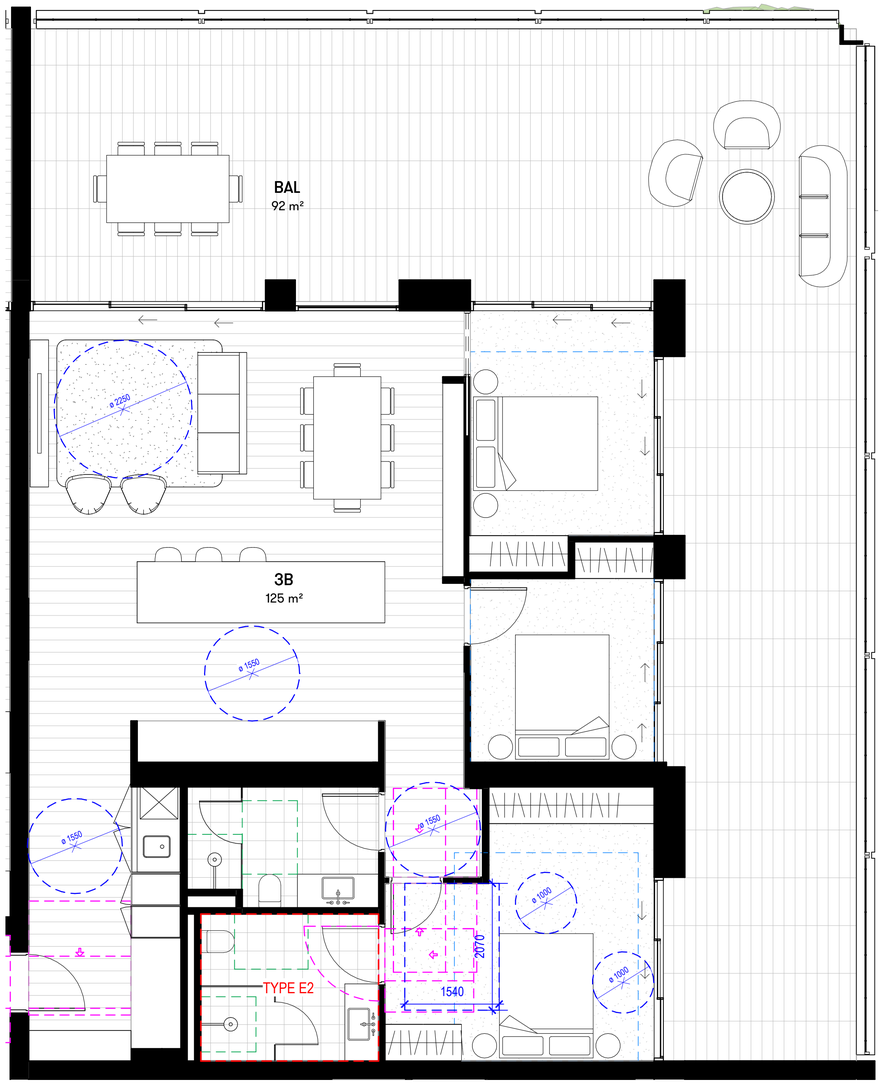

2 3B UNIT - TYPE B
1 : 50

[Status] DEVELOPMENT APPLICATION

[Nom. Architect] THOMAS HANSEN /9527

[File] 20240019-AB-SK001-R24

[Print Date] 24/01/2025 1:18:02 PM

History

[Rev#]	[Description]	[Date]dd.mm.yy
A	DRAFT DA SET	13.09.2024
B	DRAFT DA SET	04.10.2024
1	DA SUBMISSION	22.10.2024
2	DA SUBMISSION - RFI AMMENDMENTS	24.01.2024

3B UNIT TYPES	
TYPE	COUNT
3B - TYPE A	1
3B - TYPE B	1
3B - TYPE C	8
3B - TYPE D	7
3B - TYPE E1	7
3B - TYPE E2	7
3B - TYPE F	1
3B - TYPE G	1
3B - TYPE H	1
3B - TYPE I	6
3B - TYPE J	1
3B - TYPE K	1
3B - TYPE L	1
3B - TYPE M	1
3B - TYPE N	12
3B - TYPE O	1
3B - TYPE P	5
3B - TYPE Q	6
3B - TYPE R	9

Grand total: 77

UNIT LEGEND

ALTERATIONS REQUIRED FOR ACCESSIBILITY COMPLIANCE
REFER TO SHEET AD-SK61_101 FOR ACCESSIBLE ENSUITE TYPES

CLEARANCES FOR ACCESSIBILITY COMPLIANCE TO AS1428.1. REFER TO ACCESS REPORT

DOOR CLEARANCE TO AS1428.1 FOR DOORS REQUIRED TO BE ACCESSIBLE

MINIMUM SILVER LEVEL CIRCULATION REQUIREMENT FOR BATHROOMS, PER LIVEABLE HOUSING DESIGN GUIDELINES

MINIMUM BEDROOM SIZE TO ADG

CROSS VENTILATION

Studio.SC
Formerly Scott Carver
Level 1, 1 Chifley Square Sydney NSW 2000 Australia
www.studiosc.com.au +61 2 9957 3988

[Project] TULICH LIFESTYLE VILLAGE, ORAN PARK

[Client] TULICH PROJECT MANAGEMENT PTY LTD

0 0.5 1 1.5 2 2.5 m
Bar Scale 1:50

[Scale] 1 : 50 @ A1

APARTMENT PLANS_3B

[Ref] 20240019 [Dwg No] AD-DA60_501 [Rev] 2

PRINT IN COLOUR

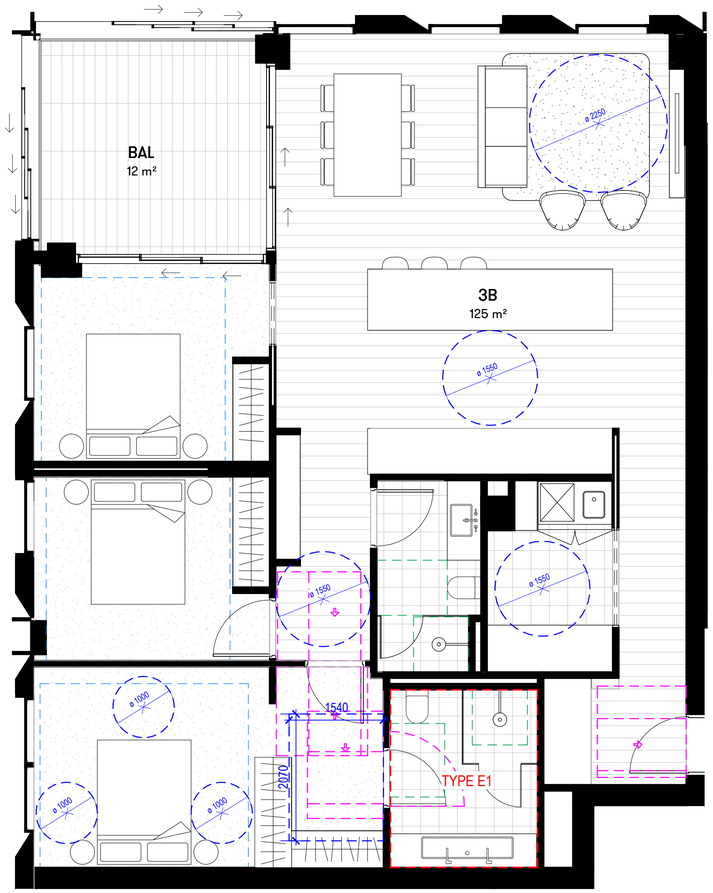

1 3B UNIT - TYPE C
1 : 50

2 3B UNIT - TYPE D
1 : 50

[Status] DEVELOPMENT APPLICATION

[Nom. Architect] THOMAS HANSEN /9527

[File] 20240019-AB-SK001-R24

[Print Date] 24/01/2025 2:14:24 PM

History

[Rev#]	[Description]	[Date]dd.mm.yy
A	DRAFT DA SET	13.09.2024
B	DRAFT DA SET	04.10.2024
1	DA SUBMISSION	22.10.2024

3B UNIT TYPES	
TYPE	COUNT
3B - TYPE A	1
3B - TYPE B	1
3B - TYPE C	8
3B - TYPE D	7
3B - TYPE E1	7
3B - TYPE E2	7
3B - TYPE F	1
3B - TYPE G	1
3B - TYPE H	1
3B - TYPE I	6
3B - TYPE J	1
3B - TYPE K	1
3B - TYPE L	1
3B - TYPE M	1
3B - TYPE N	12
3B - TYPE O	1
3B - TYPE P	5
3B - TYPE Q	6
3B - TYPE R	9
Grand total: 77	

UNIT LEGEND

- ALTERATIONS REQUIRED FOR ACCESSIBILITY COMPLIANCE REFER TO SHEET AD-SK61_101 FOR ACCESSIBLE ENSUITE TYPES
- CLEARANCES FOR ACCESSIBILITY COMPLIANCE TO AS1428.1. REFER TO ACCESS REPORT
- DOOR CLEARANCE TO AS1428.1 FOR DOORS REQUIRED TO BE ACCESSIBLE
- MINIMUM SILVER LEVEL CIRCULATION REQUIREMENT FOR BATHROOMS, PER LIVEABLE HOUSING DESIGN GUIDELINES
- MINIMUM BEDROOM SIZE TO ADG
- CROSS VENTILATION

Studio.SC
Formerly Scott Carver
Level 1, 1 Chifley Square Sydney NSW 2000 Australia
www.studiosc.com.au +61 2 9957 3988

[Project] TULICH LIFESTYLE VILLAGE, ORAN PARK

[Client] TULICH PROJECT MANAGEMENT PTY LTD

0 0.5 1 1.5 2 2.5 m
Bar Scale 1:50

[Scale] 1 : 50 @ A1

APARTMENT PLANS_3B

[Ref] 20240019 [Dwg No] AD-DA60_502 [Rev] 1

PRINT IN COLOUR

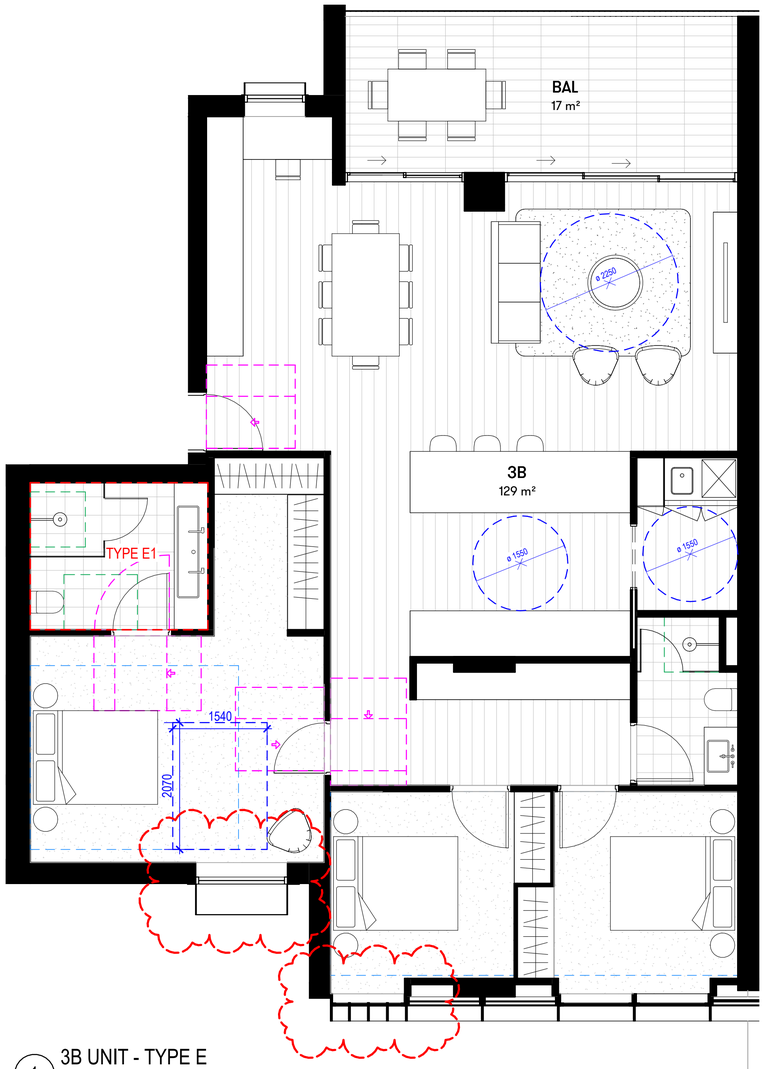

1 3B UNIT - TYPE E
1 : 50

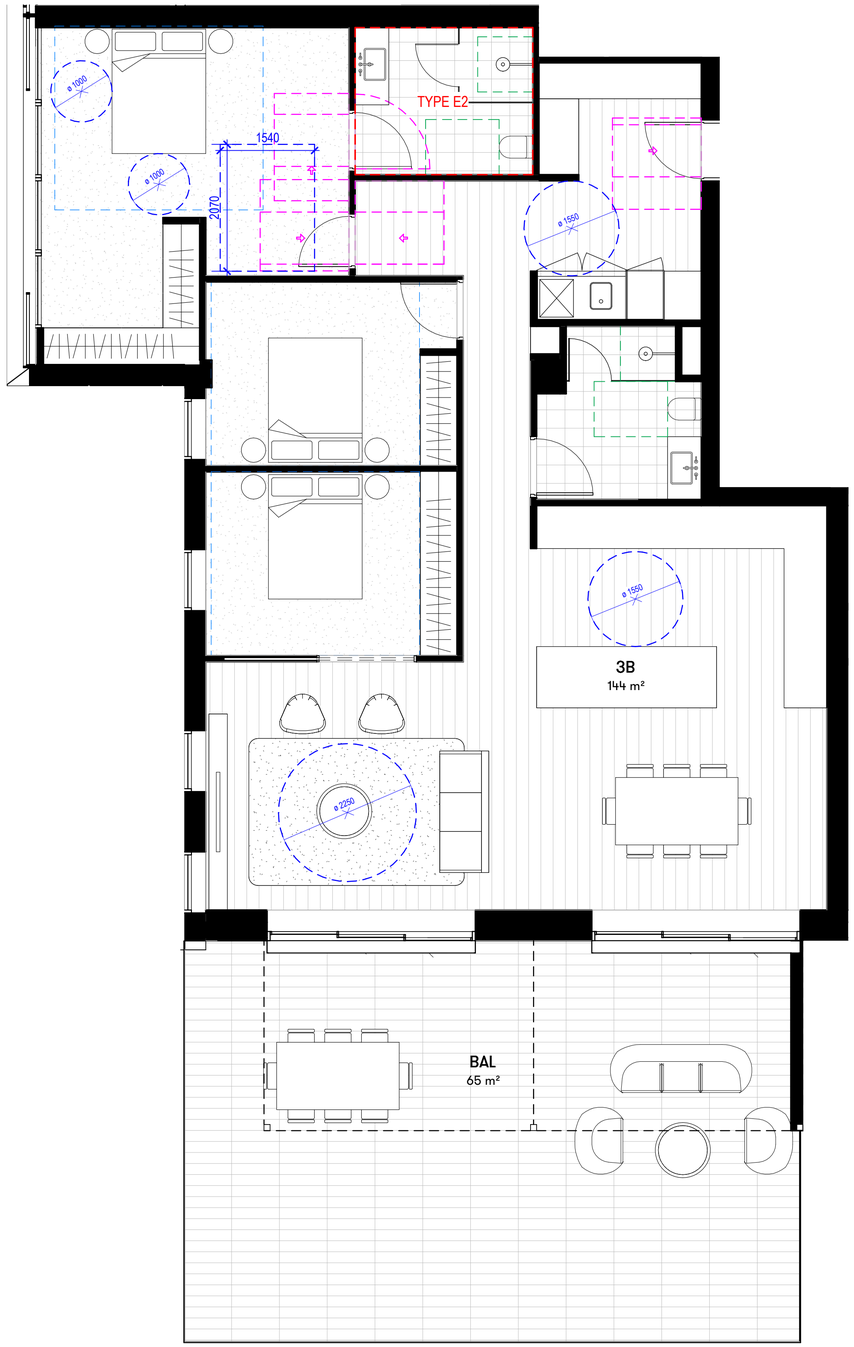

2 3B UNIT - TYPE F
1 : 50

[Status]	DEVELOPMENT APPLICATION
[Nom. Architect]	THOMAS HANSEN /9527
[File]	20240019-AB-SK001-R24
[Print Date]	24/01/2025 1:17:56 PM

History

[Rev#]	[Description]	[Date]dd.mm.yy
A	DRAFT DA SET	13.09.2024
B	DRAFT DA SET	04.10.2024
1	DA SUBMISSION	22.10.2024
2	DA SUBMISSION	25.10.2024
3	DA SUBMISSION - RFI AMMENDMENTS	24.01.2024

3B UNIT TYPES

TYPE	COUNT
3B - TYPE A	1
3B - TYPE B	1
3B - TYPE C	8
3B - TYPE D	7
3B - TYPE E1	7
3B - TYPE E2	7
3B - TYPE F	1
3B - TYPE G	1
3B - TYPE H	1
3B - TYPE I	6
3B - TYPE J	1
3B - TYPE K	1
3B - TYPE L	1
3B - TYPE M	1
3B - TYPE N	12
3B - TYPE O	1
3B - TYPE P	5
3B - TYPE Q	6
3B - TYPE R	9

Grand total: 77

UNIT LEGEND

ALTERATIONS REQUIRED FOR ACCESSIBILITY COMPLIANCE
REFER TO SHEET AD-SK61_101 FOR ACCESSIBLE ENSUITE TYPES

CLEARANCES FOR ACCESSIBILITY COMPLIANCE TO AS1428.1. REFER TO ACCESS REPORT

DOOR CLEARANCE TO AS1428.1 FOR DOORS REQUIRED TO BE ACCESSIBLE

MINIMUM SILVER LEVEL CIRCULATION REQUIREMENT FOR BATHROOMS, PER LIVEABLE HOUSING DESIGN GUIDELINES

MINIMUM BEDROOM SIZE TO ADG

CROSS VENTILATION

Studio.SC
Formerly Scott Carver
Level 1, 1 Chifley Square Sydney NSW 2000 Australia
www.studiosc.com.au +61 2 9957 3988

[Project] TULICH LIFESTYLE VILLAGE, ORAN PARK

[Client] TULICH PROJECT MANAGEMENT PTY LTD

0 0.5 1 1.5 2 2.5 m
Bar Scale 1:50

[Scale] 1 : 50 @ A1

APARTMENT PLANS_3B

[Ref] 20240019 [Dwg No] AD-DA60_503 [Rev] 3

PRINT IN COLOUR



1 3B UNIT - TYPE G
1 : 50

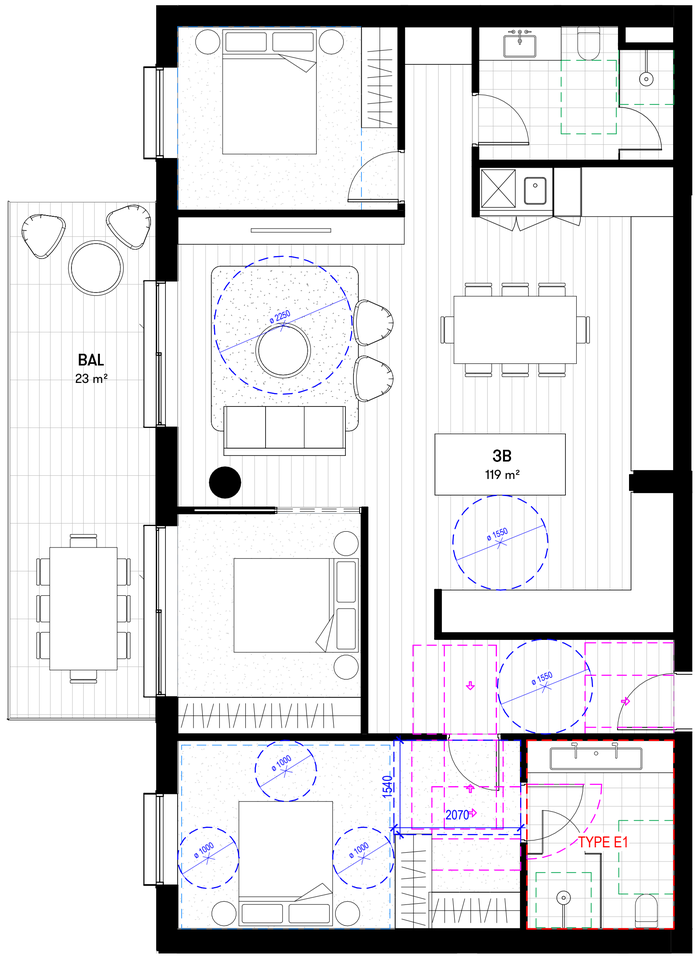

2 3B UNIT - TYPE H
1 : 50

[Status]	DEVELOPMENT APPLICATION
[Nom. Architect]	THOMAS HANSEN /9527
[File]	20240019-AB-SK001-R24
[Print Date]	24/01/2025 1:18:37 PM

History

[Rev#]	[Description]	[Date]dd.mm.yy
A	DRAFT DA SET	13.09.2024
B	DRAFT DA SET	04.10.2024
1	DA SUBMISSION	22.10.2024
2	DA SUBMISSION	25.10.2024

3B UNIT TYPES	
TYPE	COUNT
3B - TYPE A	1
3B - TYPE B	1
3B - TYPE C	8
3B - TYPE D	7
3B - TYPE E1	7
3B - TYPE E2	7
3B - TYPE F	1
3B - TYPE G	1
3B - TYPE H	1
3B - TYPE I	6
3B - TYPE J	1
3B - TYPE K	1
3B - TYPE L	1
3B - TYPE M	1
3B - TYPE N	12
3B - TYPE O	1
3B - TYPE P	5
3B - TYPE Q	6
3B - TYPE R	9

Grand total: 77

UNIT LEGEND

- ALTERATIONS REQUIRED FOR ACCESSIBILITY COMPLIANCE REFER TO SHEET AD-SK61_101 FOR ACCESSIBLE ENSUITE TYPES
- CLEARANCES FOR ACCESSIBILITY COMPLIANCE TO AS1428.1. REFER TO ACCESS REPORT
- DOOR CLEARANCE TO AS1428.1 FOR DOORS REQUIRED TO BE ACCESSIBLE
- MINIMUM SILVER LEVEL CIRCULATION REQUIREMENT FOR BATHROOMS, PER LIVEABLE HOUSING DESIGN GUIDELINES
- MINIMUM BEDROOM SIZE TO ADG
- CROSS VENTILATION

Studio.SC
Formerly Scott Carver
Level 1, 1 Chifley Square Sydney NSW 2000 Australia
www.studiosc.com.au +61 2 9957 3988

[Project] TULICH LIFESTYLE VILLAGE, ORAN PARK

[Client] TULICH PROJECT MANAGEMENT PTY LTD

0 0.5 1 1.5 2 2.5 m
Bar Scale 1:50

[Scale] 1 : 50 @ A1

APARTMENT PLANS_3B

[Ref] 20240019 [Dwg No] AD-DA60_504 [Rev] 2

PRINT IN COLOUR

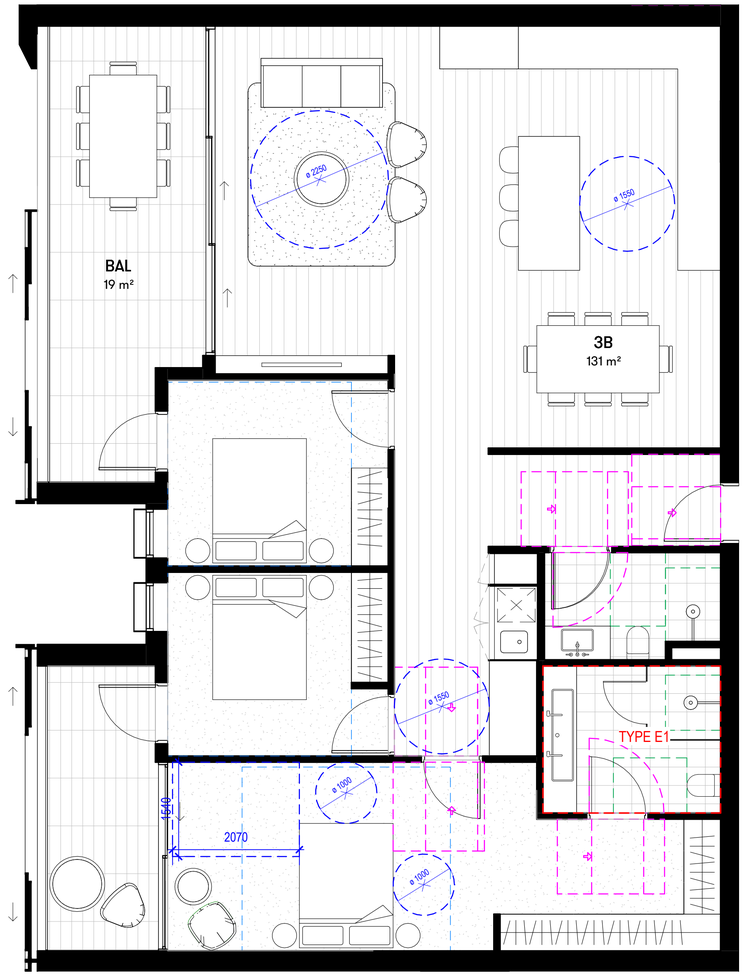

1 3B UNIT - TYPE I
1 : 50

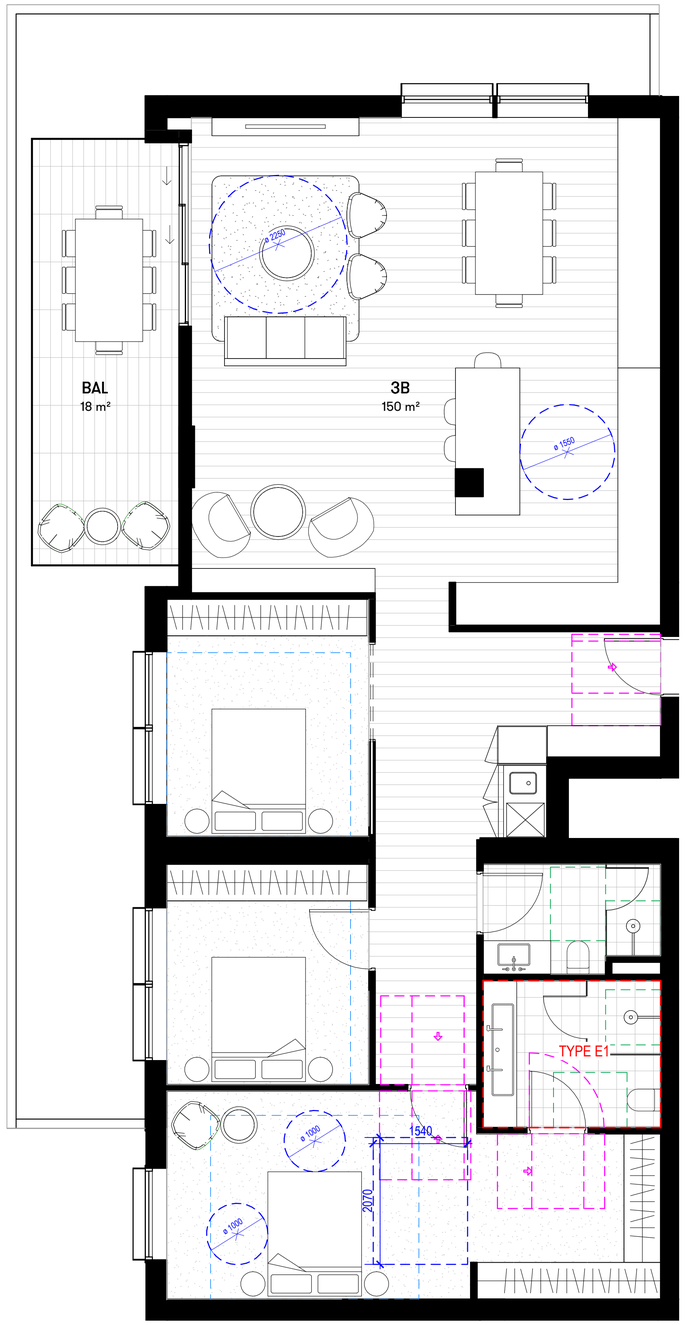

2 3B UNIT - TYPE J
1 : 50

[Status]	DEVELOPMENT APPLICATION
[Nom. Architect]	THOMAS HANSEN /9527
[File]	20240019-AB-SK001-R24
[Print Date]	24/01/2025 1:18:43 PM

History

[Revl#]	[Description]	[Date]dd.mm.yy
A	DRAFT DA SET	13.09.2024
B	DRAFT DA SET	04.10.2024
1	DA SUBMISSION	22.10.2024

3B UNIT TYPES

TYPE	COUNT
3B - TYPE A	1
3B - TYPE B	1
3B - TYPE C	8
3B - TYPE D	7
3B - TYPE E1	7
3B - TYPE E2	7
3B - TYPE F	1
3B - TYPE G	1
3B - TYPE H	1
3B - TYPE I	6
3B - TYPE J	1
3B - TYPE K	1
3B - TYPE L	1
3B - TYPE M	1
3B - TYPE N	12
3B - TYPE O	1
3B - TYPE P	5
3B - TYPE Q	6
3B - TYPE R	9

Grand total: 77

UNIT LEGEND

- ALTERATIONS REQUIRED FOR ACCESSIBILITY COMPLIANCE REFER TO SHEET AD-SK61_101 FOR ACCESSIBLE ENSUITE TYPES
- CLEARANCES FOR ACCESSIBILITY COMPLIANCE TO AS1428.1. REFER TO ACCESS REPORT
- DOOR CLEARANCE TO AS1428.1 FOR DOORS REQUIRED TO BE ACCESSIBLE
- MINIMUM SILVER LEVEL CIRCULATION REQUIREMENT FOR BATHROOMS, PER LIVEABLE HOUSING DESIGN GUIDELINES
- MINIMUM BEDROOM SIZE TO ADG
- CROSS VENTILATION

Studio.SC
Formerly Scott Carver
Level 1, 1 Chifley Square Sydney NSW 2000 Australia
www.studiosc.com.au +61 2 9957 3988

[Project] TULICH LIFESTYLE VILLAGE, ORAN PARK

[Client] TULICH PROJECT MANAGEMENT PTY LTD

0 0.5 1 1.5 2 2.5 m
Bar Scale 1:50

[Scale] 1 : 50 @ A1

APARTMENT PLANS_3B

[Ref] 20240019 [Dwg No] AD-DA60_505 [Rev] 1

PRINT IN COLOUR

[Status] DEVELOPMENT APPLICATION

[Nom. Architect] THOMAS HANSEN /9527

[File] 20240019-AB-SK001-R24

[Print Date] 24/01/2025 1:18:48 PM

History

[Rev#]	[Description]	[Date]dd.mm.yy
A	DRAFT DA SET	13.09.2024
B	DRAFT DA SET	04.10.2024
1	DA SUBMISSION	22.10.2024

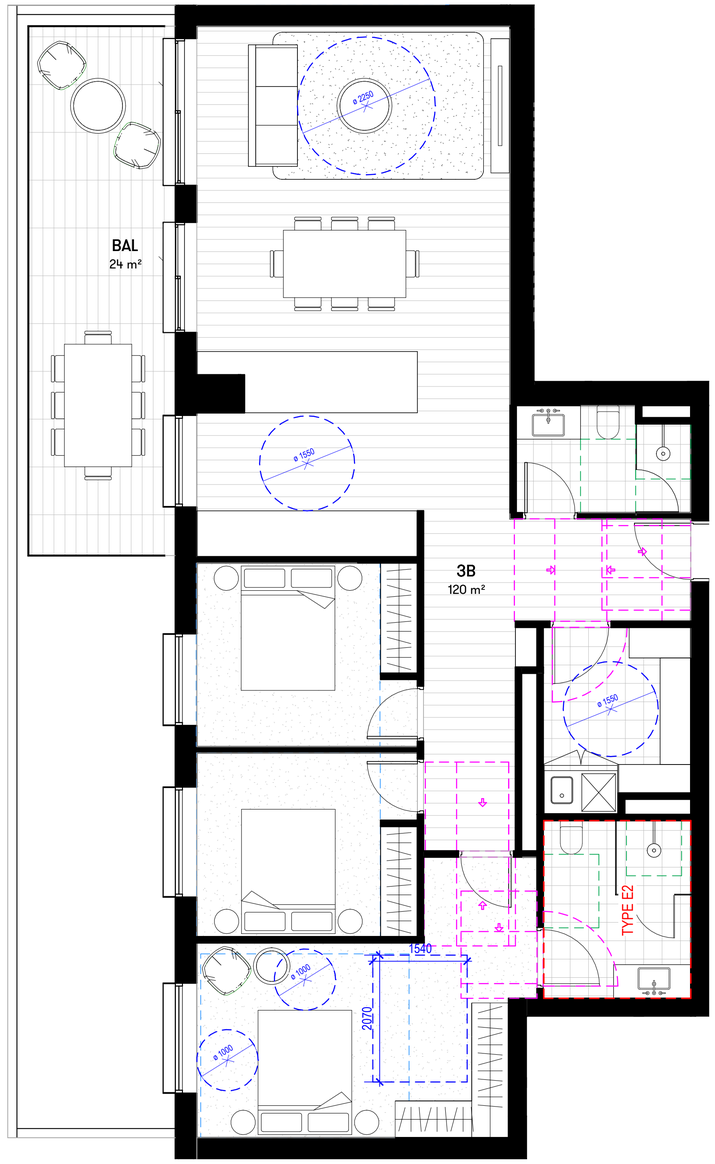

1 3B UNIT - TYPE K
1 : 50

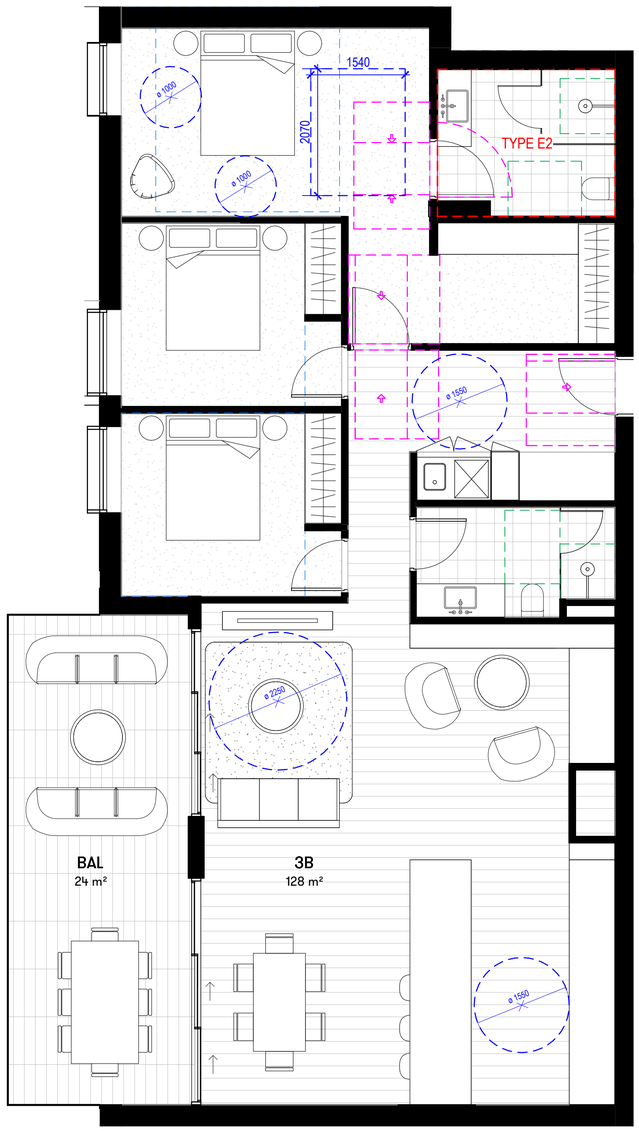

2 3B UNIT - TYPE L
1 : 50

3B UNIT TYPES	
TYPE	COUNT
3B - TYPE A	1
3B - TYPE B	1
3B - TYPE C	8
3B - TYPE D	7
3B - TYPE E1	7
3B - TYPE E2	7
3B - TYPE F	1
3B - TYPE G	1
3B - TYPE H	1
3B - TYPE I	6
3B - TYPE J	1
3B - TYPE K	1
3B - TYPE L	1
3B - TYPE M	1
3B - TYPE N	12
3B - TYPE O	1
3B - TYPE P	5
3B - TYPE Q	6
3B - TYPE R	9

Grand total: 77

UNIT LEGEND

- ALTERATIONS REQUIRED FOR ACCESSIBILITY COMPLIANCE REFER TO SHEET AD-SK61_101 FOR ACCESSIBLE ENSUITE TYPES
- CLEARANCES FOR ACCESSIBILITY COMPLIANCE TO AS1428.1. REFER TO ACCESS REPORT
- DOOR CLEARANCE TO AS1428.1 FOR DOORS REQUIRED TO BE ACCESSIBLE
- MINIMUM SILVER LEVEL CIRCULATION REQUIREMENT FOR BATHROOMS, PER LIVEABLE HOUSING DESIGN GUIDELINES
- MINIMUM BEDROOM SIZE TO ADG
- CROSS VENTILATION

Studio.SC
Formerly Scott Carver

Level 1, 1 Chifley Square Sydney NSW 2000 Australia
www.studiosc.com.au +61 2 9957 3988

[Project] TULICH LIFESTYLE VILLAGE, ORAN PARK

[Client] TULICH PROJECT MANAGEMENT PTY LTD

0 0.5 1 1.5 2 2.5 m
Bar Scale 1:50

[Scale] 1 : 50 @ A1

APARTMENT PLANS_3B

[Ref] 20240019 [Dwg No] AD-DA60_506 [Rev] 1

PRINT IN COLOUR

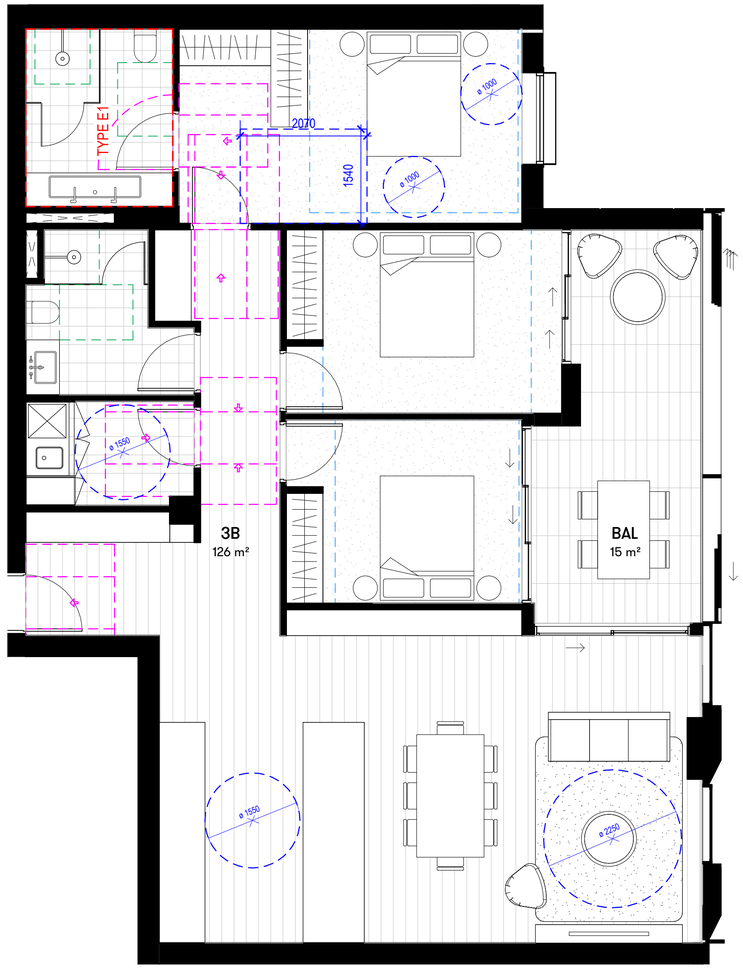

1 3B UNIT - TYPE M
1 : 50

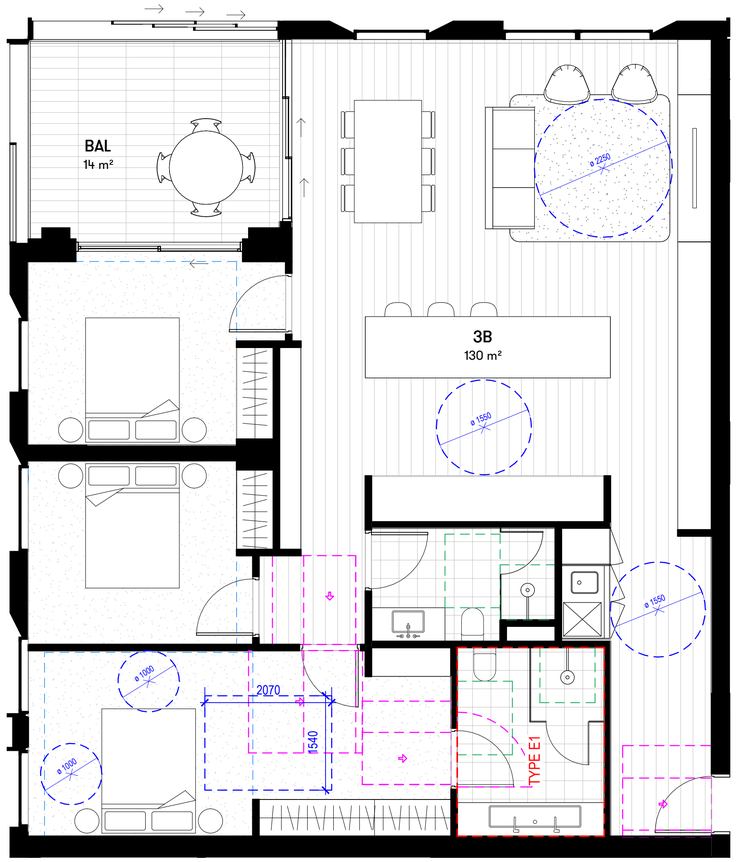

2 3B UNIT - TYPE N
1 : 50

[Status] DEVELOPMENT APPLICATION

[Nom. Architect] THOMAS HANSEN /9527

[File] 20240019-AB-SK001-R24

[Print Date] 24/01/2025 1:18:54 PM

History

[Rev#]	[Description]	[Date]dd.mm.yy
A	DRAFT DA SET	13.09.2024
B	DRAFT DA SET	04.10.2024
1	DA SUBMISSION	22.10.2024

3B UNIT TYPES

TYPE	COUNT
3B - TYPE A	1
3B - TYPE B	1
3B - TYPE C	8
3B - TYPE D	7
3B - TYPE E1	7
3B - TYPE E2	7
3B - TYPE F	1
3B - TYPE G	1
3B - TYPE H	1
3B - TYPE I	6
3B - TYPE J	1
3B - TYPE K	1
3B - TYPE L	1
3B - TYPE M	1
3B - TYPE N	12
3B - TYPE O	1
3B - TYPE P	5
3B - TYPE Q	6
3B - TYPE R	9

Grand total: 77

UNIT LEGEND

- ALTERATIONS REQUIRED FOR ACCESSIBILITY COMPLIANCE REFER TO SHEET AD-SK61_101 FOR ACCESSIBLE ENSUITE TYPES
- CLEARANCES FOR ACCESSIBILITY COMPLIANCE TO AS1428.1. REFER TO ACCESS REPORT
- DOOR CLEARANCE TO AS1428.1 FOR DOORS REQUIRED TO BE ACCESSIBLE
- MINIMUM SILVER LEVEL CIRCULATION REQUIREMENT FOR BATHROOMS, PER LIVEABLE HOUSING DESIGN GUIDELINES
- MINIMUM BEDROOM SIZE TO ADG
- CROSS VENTILATION

Studio.SC
Formerly Scott Carver
Level 1, 1 Chifley Square Sydney NSW 2000 Australia
www.studiosc.com.au +61 2 9957 3988

[Project] TULICH LIFESTYLE VILLAGE, ORAN PARK

[Client] TULICH PROJECT MANAGEMENT PTY LTD

0 0.5 1 1.5 2 2.5 m
Bar Scale 1:50

[Scale] 1 : 50 @ A1

APARTMENT PLANS_3B

[Ref] 20240019 [Dwg No] AD-DA60_507 [Rev] 1

PRINT IN COLOUR

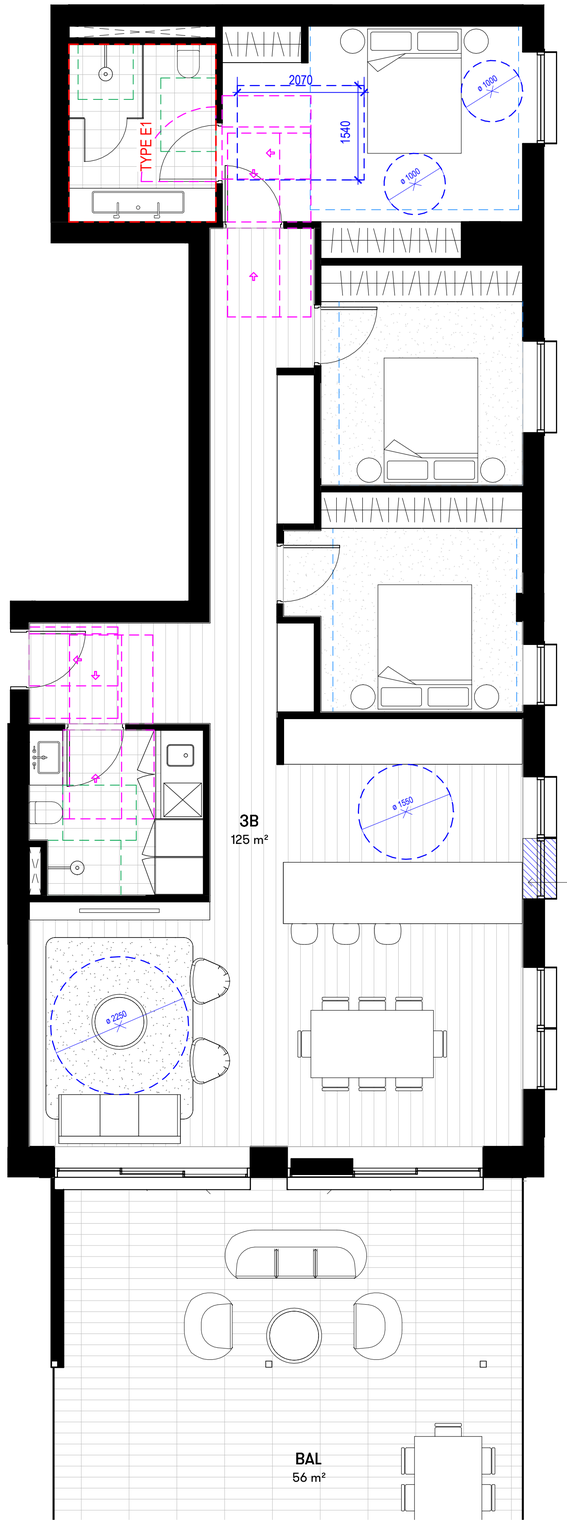

SPANDREL PANEL BELOW BENCH HEIGHT TO ALIGN WITH FAçADE FENESTRATION ON LEVELS BELOW

REFER TO OVERAL PLAN FOR FULL EXTENT OF TERRACE

1 3B UNIT - TYPE O
1 : 50

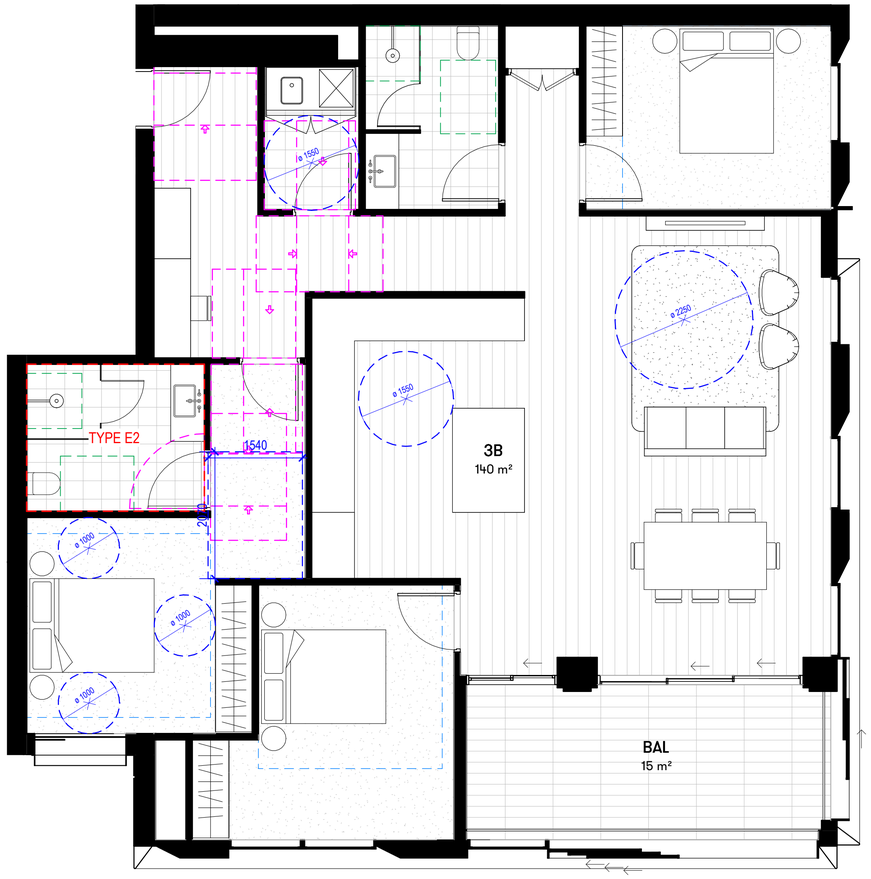

2 3B UNIT - TYPE P
1 : 50

[Status]	DEVELOPMENT APPLICATION
[Nom. Architect]	THOMAS HANSEN /9527
[File]	20240019-AB-SK001-R24
[Print Date]	24/01/2025 2:14:47 PM

History

[Rev#]	[Description]	[Date]dd.mm.yy
A	DRAFT DA SET	13.09.2024
B	DRAFT DA SET	04.10.2024
1	DA SUBMISSION	22.10.2024
2	DA SUBMISSION	25.10.2024

3B UNIT TYPES	
TYPE	COUNT
3B - TYPE A	1
3B - TYPE B	1
3B - TYPE C	8
3B - TYPE D	7
3B - TYPE E1	7
3B - TYPE E2	7
3B - TYPE F	1
3B - TYPE G	1
3B - TYPE H	1
3B - TYPE I	6
3B - TYPE J	1
3B - TYPE K	1
3B - TYPE L	1
3B - TYPE M	1
3B - TYPE N	12
3B - TYPE O	1
3B - TYPE P	5
3B - TYPE Q	6
3B - TYPE R	9

Grand total: 77

UNIT LEGEND

- ALTERATIONS REQUIRED FOR ACCESSIBILITY COMPLIANCE REFER TO SHEET AD-SK61_101 FOR ACCESSIBLE ENSUITE TYPES
- CLEARANCES FOR ACCESSIBILITY COMPLIANCE TO AS1428.1. REFER TO ACCESS REPORT
- DOOR CLEARANCE TO AS1428.1 FOR DOORS REQUIRED TO BE ACCESSIBLE
- MINIMUM SILVER LEVEL CIRCULATION REQUIREMENT FOR BATHROOMS, PER LIVEABLE HOUSING DESIGN GUIDELINES
- MINIMUM BEDROOM SIZE TO ADG
- CROSS VENTILATION

Studio.SC
Formerly Scott Carver
Level 1, 1 Chifley Square Sydney NSW 2000 Australia
www.studiosc.com.au +61 2 9957 3988

[Project] TULICH LIFESTYLE VILLAGE, ORAN PARK

[Client] TULICH PROJECT MANAGEMENT PTY LTD

0 0.5 1 1.5 2 2.5 m
Bar Scale 1:50

[Scale] 1 : 50 @ A1

APARTMENT PLANS_3B

[Ref] 20240019 [Dwg No] AD-DA60_508 [Rev] 2

PRINT IN COLOUR

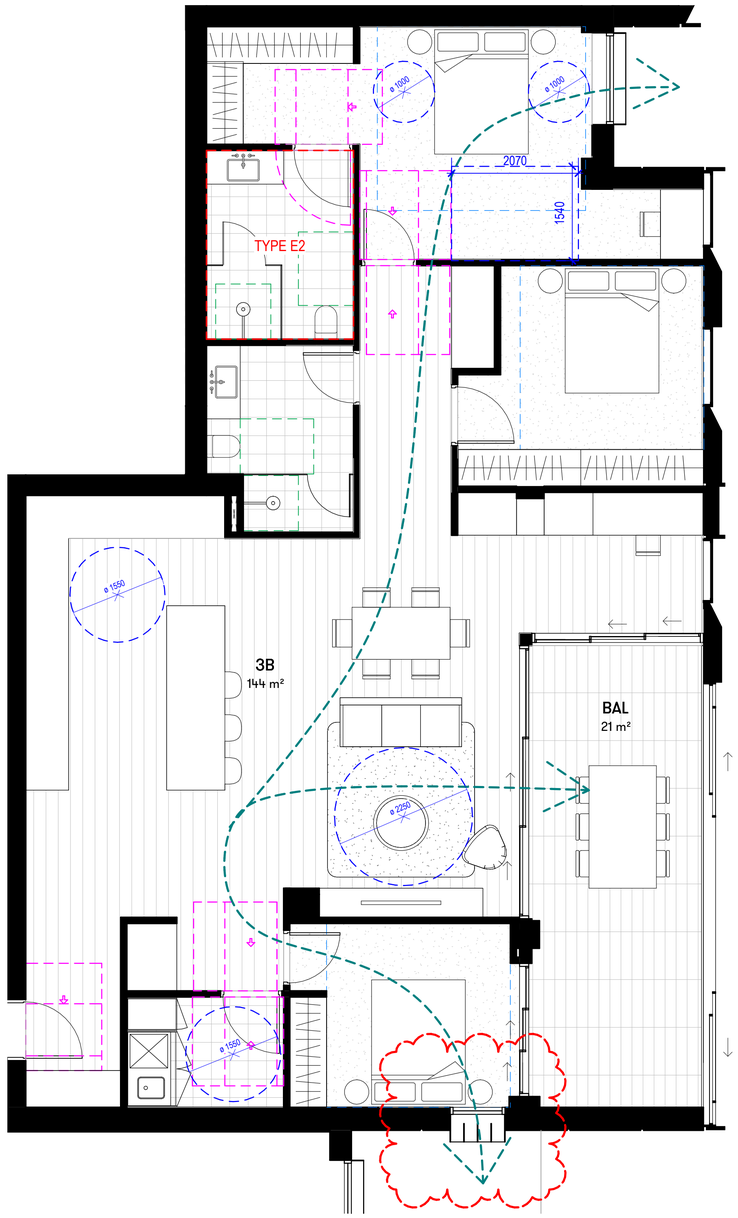

1 3B UNIT - TYPE Q
1 : 50

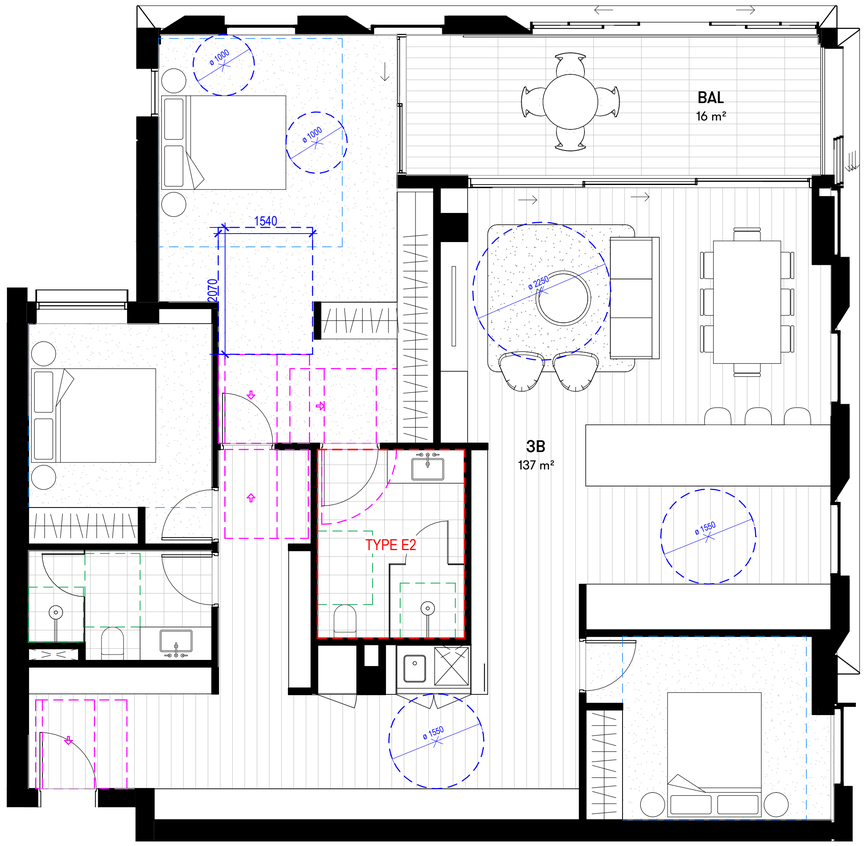

2 3B UNIT - TYPE R
1 : 50

[Status] DEVELOPMENT APPLICATION

[Nom. Architect] THOMAS HANSEN /9527

[File] 20240019-AB-SK001-R24

[Print Date] 24/01/2025 2:20:44 PM

History

[Rev#]	[Description]	[Date]dd.mm.yy
A	DRAFT DA SET	13.09.2024
B	DRAFT DA SET	04.10.2024
1	DA SUBMISSION	22.10.2024
2	DA SUBMISSION - RFI AMMENDMENTS	24.01.2024

3B UNIT TYPES	
TYPE	COUNT
3B - TYPE A	1
3B - TYPE B	1
3B - TYPE C	8
3B - TYPE D	7
3B - TYPE E1	7
3B - TYPE E2	7
3B - TYPE F	1
3B - TYPE G	1
3B - TYPE H	1
3B - TYPE I	6
3B - TYPE J	1
3B - TYPE K	1
3B - TYPE L	1
3B - TYPE M	1
3B - TYPE N	12
3B - TYPE O	1
3B - TYPE P	5
3B - TYPE Q	6
3B - TYPE R	9

Grand total: 77

UNIT LEGEND

- ALTERATIONS REQUIRED FOR ACCESSIBILITY COMPLIANCE REFER TO SHEET AD-SK61_101 FOR ACCESSIBLE ENSUITE TYPES
- CLEARANCES FOR ACCESSIBILITY COMPLIANCE TO AS1428.1. REFER TO ACCESS REPORT
- DOOR CLEARANCE TO AS1428.1 FOR DOORS REQUIRED TO BE ACCESSIBLE
- MINIMUM SILVER LEVEL CIRCULATION REQUIREMENT FOR BATHROOMS, PER LIVEABLE HOUSING DESIGN GUIDELINES
- MINIMUM BEDROOM SIZE TO ADG
- CROSS VENTILATION

Studio.SC
Formerly Scott Carver
Level 1, 1 Chifley Square Sydney NSW 2000 Australia
www.studiosc.com.au +61 2 9957 3988

[Project] TULICH LIFESTYLE VILLAGE, ORAN PARK

[Client] TULICH PROJECT MANAGEMENT PTY LTD

0 0.5 1 1.5 2 2.5 m
Bar Scale 1:50

[Scale] 1 : 50 @ A1

APARTMENT PLANS_3B

[Ref] 20240019 [Dwg No] AD-DA60_509 [Rev] 2

PRINT IN COLOUR

[Status] DEVELOPMENT APPLICATION

[Nom. Architect] THOMAS HANSEN /9527

[File] 20240019-AB-SK001-R24

[Print Date] 24/01/2025 2:17:52 PM

History

[Rev#]	[Description]	[Date]dd.mm.yy
A	DRAFT DA SET	13.09.2024
1	DA SUBMISSION	22.10.2024

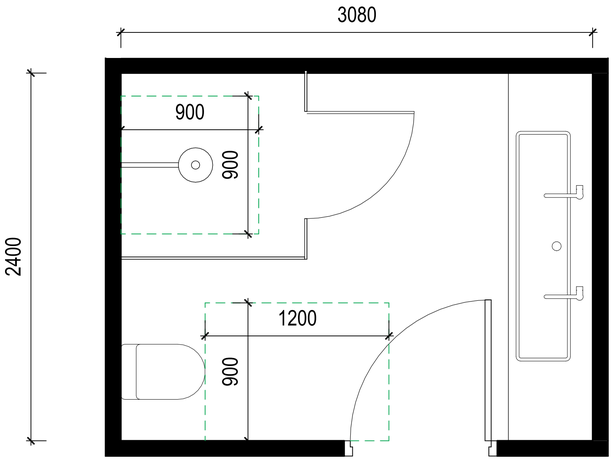

1 ENSUITE TYPE E1 - PRE ADAPTABLE
1 : 20

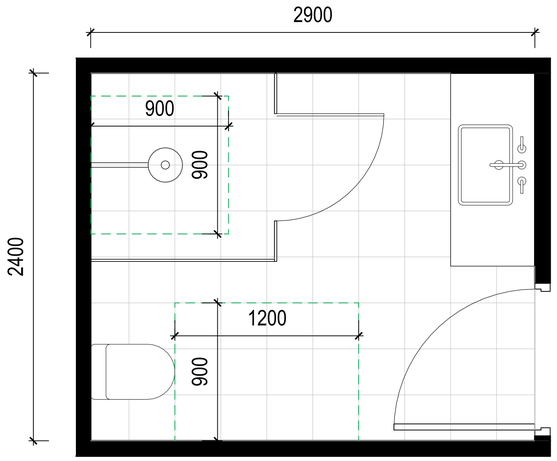

3 ENSUITE TYPE E2 - PRE ADAPTABLE
1 : 20

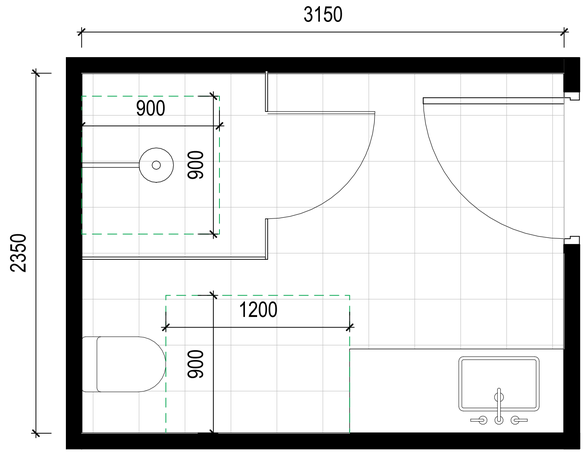

5 ENSUITE TYPE E3 - PRE ADAPTABLE
1 : 20

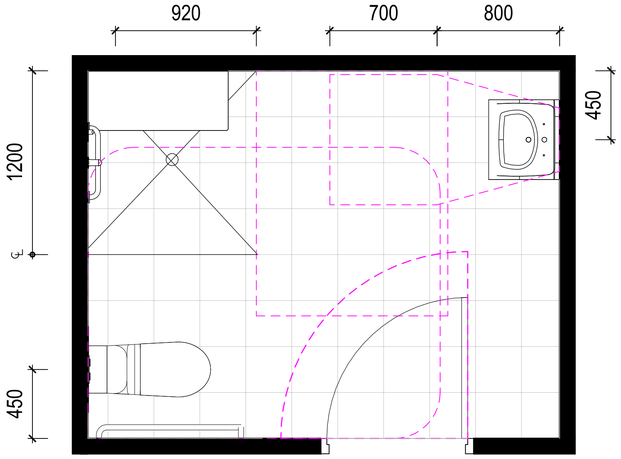

2 ENSUITE TYPE E1 - POST ADAPTABLE
1 : 20

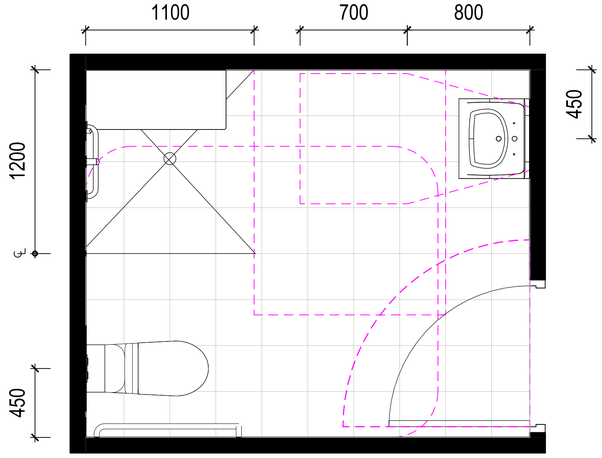

4 ENSUITE TYPE E2 - POST ADAPTABLE
1 : 20

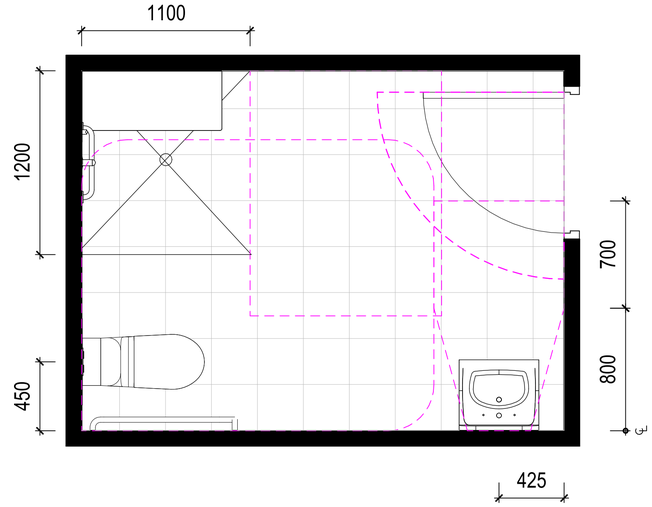

6 ENSUITE TYPE E3 - POST ADAPTABLE
1 : 20

ADAPTABLE UNIT LEGEND

CLEARANCE TO AS1428.1 FOR DOORS & PLUMBING FIXTURES REQUIRED TO BE ACCESSIBLE

MINIMUM SILVER LEVEL CIRCULATION REQUIREMENT FOR BATHROOMS, PER LIVEABLE HOUSING DESIGN GUIDELINES

Studio.SC
Formerly Scott Carver

Level 1, 1 Chifley Square Sydney NSW 2000 Australia
www.studiosc.com.au +61 2 9957 3988

[Project] TULICH LIFESTYLE VILLAGE, ORAN PARK

[Client] TULICH PROJECT MANAGEMENT PTY LTD

0 0.2 0.4 0.6 0.8 1 m
Bar Scale 1:20

[Scale] 1 : 20 @ A1

ADAPTABLE SPACES - WET AREAS

[Ref] 20240019 [Dwg No] AD-DA61_101 [Rev] 1

PRINT IN COLOUR

3D VIEW FROM CIVIC WAY - SOUTH FACADE

01A - OCHRE ALUMINIUM
01B - DARK OCHER ALUMINIUM

02 - ALUMINIUM SCREENS - ORCHE



03 - SOLID PANEL - ORCHE

04 - SOLID PANEL WITH HORIZONTAL GROOVES - OCHRE

05A - GREEN OXIDE ALUMINIUM
05B - DARK GREEN OXIDE ALUMINIUM

06 - ALUMINIUM SCREENS - GREEN OXIDE



07 - SOLID PANEL - GREEN OXIDE

08 - SOLID PANEL WITH HORIZONTAL GROOVES - GREEN OXIDE

09 - DARK BRICKWORK

10 - DARK METAL CLADDING

11 - LIGHT METAL CLADDING

12 - DARK METAL LOUVRE/SCREEN

13 - CLEAR GLAZING

14 - CLEAR GLAZING - SPANRAL PANEL



15 - DARK SLATTED METAL BALUSTRADE

16A - FRAMELESS GLASS BALUSTRADE
16B - FRAMED GLASS BALUSTRADE

17 - DARK METAL AWNING WITH GLAZED INFILL PANELS

18 - GLAZED AWNING / ROOF

[Status]	DEVELOPMENT APPLICATION
[Nom. Architect]	THOMAS HANSEN /9527
[File]	20240019-AB-SK001-R24
[Print Date]	24/01/2025 2:19:16 PM

History

[Rev#]	[Description]	[Date]dd.mm.yy
A	DRAFT DA SET	13.09.2024
1	DA SUBMISSION	22.10.2024
2	DA SUBMISSION	25.10.2024
3	DA SUBMISSION	28.10.2024

Studio.SC
Formerly Scott Carver
Level 1, 1 Chifley Square Sydney NSW 2000 Australia
www.studiosc.com.au +61 2 9957 3988

[Project] TULICH LIFESTYLE VILLAGE, ORAN PARK

[Client] TULICH PROJECT MANAGEMENT PTY LTD

[Scale]

EXTERNAL FINISHES AND MATERIALS

[Ref] 20240019 [Dwg No] AD-DA77_001 [Rev] 3

PRINT IN COLOUR

[Status]	DEVELOPMENT APPLICATION
[Nom. Architect]	THOMAS HANSEN /9527
[File]	20240019-AB-SK001-R24
[Print Date]	24/01/2025 2:18:05 PM

History

[Rev#]	[Description]	[Date]dd.mm.yy
A	DRAFT DA SET	13.09.2024
1	DA SUBMISSION	22.10.2024

ADG STORAGE SCHEDULE TULLICH

ROOM NUMBER	REQUIRED STORAGE(OVERALL)	REQUIRED STORAGE (WITHIN UNIT)	ROOM NAME	STORAGE VOLUME	ADG COMPLIANCE - INTERNAL STORAGE PROVIDED	ADG COMPLIANCE - BASEMENT STORAGE REQUIRED
A.G01	10.00 m³	5.00 m³	3B	30.30 m³	Yes	0.00 m³
A.G02	8.00 m³	4.00 m³	2B	7.43 m³	Yes	0.57 m³
B.G01	8.00 m³	4.00 m³	2B	8.11 m³	Yes	0.00 m³
B.G02	10.00 m³	5.00 m³	3B	10.44 m³	Yes	0.00 m³
B.G03	8.00 m³	4.00 m³	2B	11.39 m³	Yes	0.00 m³
B.G04	8.00 m³	4.00 m³	2B	7.95 m³	Yes	0.05 m³
B.G05	8.00 m³	4.00 m³	2B	11.58 m³	Yes	0.00 m³
GROUND FLOOR: 34				87.20 m³		
A.101	8.00 m³	4.00 m³	2B+S	10.61 m³	Yes	0.00 m³
A.102	8.00 m³	4.00 m³	2B+S	6.03 m³	Yes	1.97 m³
A.103	10.00 m³	5.00 m³	3B	20.40 m³	Yes	0.00 m³
A.104	10.00 m³	5.00 m³	3B	9.69 m³	Yes	0.31 m³
A.105	8.00 m³	4.00 m³	2B	9.20 m³	Yes	0.00 m³
A.106	8.00 m³	4.00 m³	2B+S	9.12 m³	Yes	0.00 m³
A.107	6.00 m³	3.00 m³	1B	6.64 m³	Yes	0.00 m³
A.108	6.00 m³	3.00 m³	1B	10.85 m³	Yes	0.00 m³
B.101	6.00 m³	3.00 m³	ALA 1B	7.23 m³	Yes	0.00 m³
B.102	10.00 m³	5.00 m³	3B	5.05 m³	Yes	4.95 m³
B.103	10.00 m³	5.00 m³	3B	12.97 m³	Yes	0.00 m³
B.104	8.00 m³	4.00 m³	2B+S	6.49 m³	Yes	1.51 m³
B.105	8.00 m³	4.00 m³	2B	8.00 m³	Yes	0.00 m³
B.106	10.00 m³	5.00 m³	3B	11.93 m³	Yes	0.00 m³
B.107	8.00 m³	4.00 m³	2B+S	6.44 m³	Yes	1.56 m³
B.108	8.00 m³	4.00 m³	2B	7.22 m³	Yes	0.78 m³
B.109	8.00 m³	4.00 m³	2B+S	8.47 m³	Yes	0.00 m³
B.110	10.00 m³	5.00 m³	3B	12.97 m³	Yes	0.00 m³
B.111	8.00 m³	4.00 m³	2B+S	11.79 m³	Yes	0.00 m³
LEVEL 1: 85				181.10 m³		
A.201	8.00 m³	4.00 m³	2B+S	10.61 m³	Yes	0.00 m³
A.202	8.00 m³	4.00 m³	2B+S	6.03 m³	Yes	1.97 m³
A.203	10.00 m³	5.00 m³	3B	20.40 m³	Yes	0.00 m³
A.204	10.00 m³	5.00 m³	3B	9.69 m³	Yes	0.31 m³
A.205	8.00 m³	4.00 m³	2B	9.20 m³	Yes	0.00 m³
A.206	8.00 m³	4.00 m³	2B+S	9.12 m³	Yes	0.00 m³
A.207	8.00 m³	4.00 m³	2B	6.07 m³	Yes	1.93 m³
A.208	8.00 m³	4.00 m³	2B	6.15 m³	Yes	1.85 m³
A.209	10.00 m³	5.00 m³	3B	8.10 m³	Yes	1.90 m³
A.210	8.00 m³	4.00 m³	2B+S	8.47 m³	Yes	0.00 m³
A.211	6.00 m³	3.00 m³	1B	6.11 m³	Yes	0.00 m³
A.212	6.00 m³	3.00 m³	ALA 1B	7.23 m³	Yes	0.00 m³
A.213	10.00 m³	5.00 m³	3B	11.66 m³	Yes	0.00 m³
B.201	6.00 m³	3.00 m³	ALA 1B	7.23 m³	Yes	0.00 m³
B.202	10.00 m³	5.00 m³	3B	5.05 m³	Yes	4.95 m³
B.203	10.00 m³	5.00 m³	3B	12.97 m³	Yes	0.00 m³
B.204	8.00 m³	4.00 m³	2B+S	6.49 m³	Yes	1.51 m³
B.205	8.00 m³	4.00 m³	2B	8.00 m³	Yes	0.00 m³
B.206	10.00 m³	5.00 m³	3B	11.93 m³	Yes	0.00 m³
B.207	8.00 m³	4.00 m³	2B+S	6.44 m³	Yes	1.56 m³
B.208	8.00 m³	4.00 m³	2B	7.22 m³	Yes	0.78 m³
B.209	8.00 m³	4.00 m³	2B+S	8.47 m³	Yes	0.00 m³
B.210	10.00 m³	5.00 m³	3B	12.97 m³	Yes	0.00 m³
B.211	8.00 m³	4.00 m³	2B+S	7.57 m³	Yes	0.43 m³
B.212	6.00 m³	3.00 m³	ALA 1B	7.23 m³	Yes	0.00 m³
B.213	10.00 m³	5.00 m³	3B	11.66 m³	Yes	0.00 m³
LEVEL 2: 112				232.05 m³		
A.301	8.00 m³	4.00 m³	2B+S	10.61 m³	Yes	0.00 m³
A.302	8.00 m³	4.00 m³	2B+S	6.03 m³	Yes	1.97 m³

ADG STORAGE SCHEDULE TULLICH

ROOM NUMBER	REQUIRED STORAGE(OVERALL)	REQUIRED STORAGE (WITHIN UNIT)	ROOM NAME	STORAGE VOLUME	ADG COMPLIANCE - INTERNAL STORAGE PROVIDED	ADG COMPLIANCE - BASEMENT STORAGE REQUIRED
A.303	10.00 m³	5.00 m³	3B	20.40 m³	Yes	0.00 m³
A.304	10.00 m³	5.00 m³	3B	9.69 m³	Yes	0.31 m³
A.305	8.00 m³	4.00 m³	2B	9.20 m³	Yes	0.00 m³
A.306	8.00 m³	4.00 m³	2B+S	9.12 m³	Yes	0.00 m³
A.307	8.00 m³	4.00 m³	2B	6.07 m³	Yes	1.93 m³
A.308	8.00 m³	4.00 m³	2B	6.15 m³	Yes	1.85 m³
A.309	10.00 m³	5.00 m³	3B	8.10 m³	Yes	1.90 m³
A.310	8.00 m³	4.00 m³	2B+S	8.47 m³	Yes	0.00 m³
A.311	6.00 m³	3.00 m³	1B	6.11 m³	Yes	0.00 m³
A.312	6.00 m³	3.00 m³	ALA 1B	7.23 m³	Yes	0.00 m³
A.313	10.00 m³	5.00 m³	3B	11.66 m³	Yes	0.00 m³
B.301	6.00 m³	3.00 m³	ALA 1B	7.23 m³	Yes	0.00 m³
B.302	10.00 m³	5.00 m³	3B	5.05 m³	Yes	4.95 m³
B.303	10.00 m³	5.00 m³	3B	12.97 m³	Yes	0.00 m³
B.304	8.00 m³	4.00 m³	2B+S	6.49 m³	Yes	1.51 m³
B.305	8.00 m³	4.00 m³	2B	8.00 m³	Yes	0.00 m³
B.306	10.00 m³	5.00 m³	3B	11.93 m³	Yes	0.00 m³
B.307	8.00 m³	4.00 m³	2B+S	6.44 m³	Yes	1.56 m³
B.308	8.00 m³	4.00 m³	2B	7.22 m³	Yes	0.78 m³
B.309	8.00 m³	4.00 m³	2B+S	8.47 m³	Yes	0.00 m³
B.310	10.00 m³	5.00 m³	3B	12.97 m³	Yes	0.00 m³
B.311	8.00 m³	4.00 m³	2B+S	7.57 m³	Yes	0.43 m³
B.312	6.00 m³	3.00 m³	ALA 1B	7.23 m³	Yes	0.00 m³
B.313	10.00 m³	5.00 m³	3B	11.66 m³	Yes	0.00 m³
LEVEL 3: 112				232.05 m³		
A.401	8.00 m³	4.00 m³	2B+S	10.61 m³	Yes	0.00 m³
A.402	8.00 m³	4.00 m³	2B+S	6.03 m³	Yes	1.97 m³
A.403	10.00 m³	5.00 m³	3B	20.40 m³	Yes	0.00 m³
A.404	10.00 m³	5.00 m³	3B	9.69 m³	Yes	0.31 m³
A.405	8.00 m³	4.00 m³	2B	9.20 m³	Yes	0.00 m³
A.406	8.00 m³	4.00 m³	2B+S	9.12 m³	Yes	0.00 m³
A.407	8.00 m³	4.00 m³	2B	6.07 m³	Yes	1.93 m³
A.408	8.00 m³	4.00 m³	2B	6.15 m³	Yes	1.85 m³
A.409	10.00 m³	5.00 m³	3B	8.10 m³	Yes	1.90 m³
A.410	10.00 m³	5.00 m³	3B	5.52 m³	Yes	4.48 m³
A.411	8.00 m³	4.00 m³	2B+S	7.28 m³	Yes	0.72 m³
A.412	10.00 m³	5.00 m³	3B	11.66 m³	Yes	0.00 m³
B.401	6.00 m³	3.00 m³	ALA 1B	7.23 m³	Yes	0.00 m³
B.402	10.00 m³	5.00 m³	3B	5.05 m³	Yes	4.95 m³
B.403	10.00 m³	5.00 m³	3B	12.97 m³	Yes	0.00 m³
B.404	8.00 m³	4.00 m³	2B+S	6.49 m³	Yes	1.51 m³
B.405	8.00 m³	4.00 m³	2B	8.00 m³	Yes	0.00 m³
B.406	10.00 m³	5.00 m³	3B	11.93 m³	Yes	0.00 m³
B.407	8.00 m³	4.00 m³	2B+S	6.44 m³	Yes	1.56 m³
B.408	8.00 m³	4.00 m³	2B	7.22 m³	Yes	0.78 m³
B.409	8.00 m³	4.00 m³	2B+S	8.47 m³	Yes	0.00 m³
B.410	10.00 m³	5.00 m³	3B	12.97 m³	Yes	0.00 m³
B.411	8.00 m³	4.00 m³	2B+S	7.57 m³	Yes	0.43 m³
B.412	6.00 m³	3.00 m³	ALA 1B	7.23 m³	Yes	0.00 m³
B.413	10.00 m³	5.00 m³	3B	11.66 m³	Yes	0.00 m³
LEVEL 4: 106				223.05 m³		
A.501	8.00 m³	4.00 m³	2B+S	10.61 m³	Yes	0.00 m³
A.502	8.00 m³	4.00 m³	2B+S	6.03 m³	Yes	1.97 m³
A.503	10.00 m³	5.00 m³	3B	20.40 m³	Yes	0.00 m³
A.504	10.00 m³	5.00 m³	3B	9.69 m³	Yes	0.31 m³

ADG STORAGE SCHEDULE TULLICH

ROOM NUMBER	REQUIRED STORAGE(OVERALL)	REQUIRED STORAGE (WITHIN UNIT)	ROOM NAME	STORAGE VOLUME	ADG COMPLIANCE - INTERNAL STORAGE PROVIDED	ADG COMPLIANCE - BASEMENT STORAGE REQUIRED
A.505	8.00 m³	4.00 m³	2B	9.20 m³	Yes	0.00 m³
A.506	8.00 m³	4.00 m³	2B+S	9.12 m³	Yes	0.00 m³
A.507	8.00 m³	4.00 m³	2B	6.07 m³	Yes	1.93 m³
A.508	8.00 m³	4.00 m³	2B	6.15 m³	Yes	1.85 m³
A.509	10.00 m³	5.00 m³	3B	8.10 m³	Yes	1.90 m³
A.510	10.00 m³	5.00 m³	3B	5.52 m³	Yes	4.48 m³
A.511	8.00 m³	4.00 m³	2B+S	7.28 m³	Yes	0.72 m³
A.512	10.00 m³	5.00 m³	3B	11.66 m³	Yes	0.00 m³
B.501	6.00 m³	3.00 m³	ALA 1B	7.23 m³	Yes	0.00 m³
B.502	10.00 m³	5.00 m³	3B	5.05 m³	Yes	4.95 m³
B.503	10.00 m³	5.00 m³	3B	12.97 m³	Yes	0.00 m³
B.504	8.00 m³	4.00 m³	2B+S	6.49 m³	Yes	1.51 m³
B.505	8.00 m³	4.00 m³	2B	8.00 m³	Yes	0.00 m³
B.506	10.00 m³	5.00 m³	3B	11.93 m³	Yes	0.00 m³
B.507	8.00 m³	4.00 m³	2B+S	6.44 m³	Yes	1.56 m³
B.508	8.00 m³	4.00 m³	2B	7.22 m³	Yes	0.78 m³
B.509	8.00 m³	4.00 m³	2B+S	8.47 m³	Yes	0.00 m³
B.510	10.00 m³	5.00 m³	3B	12.97 m³	Yes	0.00 m³
B.511	8.00 m³	4.00 m³	2B+S	7.57 m³	Yes	0.43 m³
B.512	6.00 m³	3.00 m³	ALA 1B	7.23 m³	Yes	0.00 m³
B.513	10.00 m³	5.00 m³	3B	11.66 m³	Yes	0.00 m³
LEVEL 5: 106				223.05 m³		
A.601	8.00 m³	4.00 m³	2B+S	10.61 m³	Yes	0.00 m³
A.602	8.00 m³	4.00 m³	2B+S	6.03 m³	Yes	1.97 m³
A.603	10.00 m³	5.00 m³	3B	20.40 m³	Yes	0.00 m³
A.604	10.00 m³	5.00 m³	3B	9.69 m³	Yes	0.31 m³
A.605	8.00 m³	4.00 m³	2B	9.20 m³	Yes	0.00 m³
A.606	8.00 m³	4.00 m³	2B+S	9.12 m³	Yes	0.00 m³
A.607	8.00 m³	4.00 m³	2B	6.07 m³	Yes	1.93 m³
A.608	8.00 m³	4.00 m³	2B	6.15 m³	Yes	1.85 m³
A.609	10.00 m³	5.00 m³	3B	8.10 m³	Yes	1.90 m³
A.610	10.00 m³	5.00 m³	3B	5.52 m³	Yes	4.48 m³
A.611	8.00 m³	4.00 m³	2B+S	7.28 m³	Yes	0.72 m³
A.612	10.00 m³	5.00 m³	3B	11.66 m³	Yes	0.00 m³
B.601	6.00 m³	3.00 m³	ALA 1B	7.23 m³	Yes	0.00 m³
B.602	10.00 m³	5.00 m³	3B	5.05 m³	Yes	4.95 m³
B.603	10.00 m³	5.00 m³	3B	12.97 m³	Yes	0.00 m³
B.604	8.00 m³	4.00 m³	2B+S	6.49 m³	Yes	1.51 m³
B.605	8.00 m³	4.00 m³	2B	8.00 m³	Yes	0.00 m³
B.606	10.00 m³	5.00 m³	3B	11.93 m³	Yes	0.00 m³
B.607	8.00 m³	4.00 m³	2B+S	6.44 m³	Yes	1.56 m³
B.608	8.00 m³	4.00 m³	2B	7.22 m³	Yes	0.78 m³
B.609	8.00 m³	4.00 m³	2B+S	8.47 m³	Yes	0.00 m³
B.610	10.00 m³	5.00 m³	3B	12.97 m³	Yes	0.00 m³
B.611	8.00 m³	4.00 m³	2B+S	7.57 m³	Yes	0.43 m³
B.612	6.00 m³	3.00 m³	ALA 1B	7.23 m³	Yes	0.00 m³
B.613	10.00 m³	5.00 m³	3B	11.66 m³	Yes	0.00 m³
LEVEL 6: 106				223.05 m³		
A.701	8.00 m³	4.00 m³	2B+S	10.61 m³	Yes	0.00 m³
A.702	8.00 m³	4.00 m³	2B+S	6.03 m³	Yes	1.97 m³
A.703	10.00 m³	5.00 m³	3B	20.40 m³	Yes	0.00 m³
A.704	10.00 m³	5.00 m³	3B	9.69 m³	Yes	0.31 m³
A.705	8.00 m³	4.00 m³	2B	9.20 m³	Yes	0.00 m³
A.706	8.00 m³	4.00 m³	2B+S	9.12 m³	Yes	0.00 m³
A.707	8.00 m³	4.00 m³	2B	6.07 m³	Yes	1.93 m³
A.708	8.00 m³	4.00 m³	2B	6.15 m³	Yes	1.85 m³

STORAGE LEGEND

BASEMENT STORAGE REQUIRED

** REFER TO BASEMENT PLANS*

** 1x storage cage provided in the basement per unit @ 2.7m² per storage cage*

Studio.SC
Formerly Scott Carver

Level 1, 1 Chifley Square Sydney NSW 2000 Australia
www.studiosc.com.au +61 2 9957 3988

[Project] TULICH LIFESTYLE VILLAGE, ORAN PARK

[Client] TULICH PROJECT MANAGEMENT PTY LTD

[Scale]

ADG ASSESSMENT - STORAGE SCHEDULE - SHEET 1

[Ref] 20240019 [Dwg No] AD-DA83_101 [Rev] 1

PRINT IN COLOUR

ADG STORAGE SCHEDULE TULLICH						
ROOM NUMBER	REQUIRED STORAGE(OVERALL)	REQUIRED STORAGE (WITHIN UNIT)	ROOM NAME	STORAGE VOLUME	ADG COMPLIANCE - INTERNAL STORAGE PROVIDED	ADG COMPLIANCE - BASEMENT STORAGE REQUIRED
A.709	10.00 m³	5.00 m³	3B	8.10 m³	Yes	1.90 m³
A.710	10.00 m³	5.00 m³	3B	5.52 m³	Yes	4.48 m³
A.711	8.00 m³	4.00 m³	2B+S	7.28 m³	Yes	0.72 m³
A.712	10.00 m³	5.00 m³	3B	11.66 m³	Yes	0.00 m³
B.701	10.00 m³	5.00 m³	3B	12.55 m³	Yes	0.00 m³
B.702	10.00 m³	5.00 m³	3B	9.06 m³	Yes	0.94 m³
B.703	8.00 m³	4.00 m³	2B	11.29 m³	Yes	0.00 m³
B.704	8.00 m³	4.00 m³	2B+S	8.07 m³	Yes	0.00 m³
B.705	8.00 m³	4.00 m³	2B	4.89 m³	Yes	3.11 m³
B.706	10.00 m³	5.00 m³	3B	8.40 m³	Yes	1.60 m³
B.707	10.00 m³	5.00 m³	3B	8.93 m³	Yes	1.07 m³
B.708	6.00 m³	3.00 m³	ALA 1B	7.23 m³	Yes	0.00 m³
B.709	10.00 m³	5.00 m³	3B	11.66 m³	Yes	0.00 m³
LEVEL 7: 80				191.91 m³		
A.801	8.00 m³	4.00 m³	2B+S	10.61 m³	Yes	0.00 m³
A.802	8.00 m³	4.00 m³	2B+S	6.03 m³	Yes	1.97 m³
A.803	10.00 m³	5.00 m³	3B	20.40 m³	Yes	0.00 m³
A.804	10.00 m³	5.00 m³	3B	9.69 m³	Yes	0.31 m³
A.805	8.00 m³	4.00 m³	2B	9.20 m³	Yes	0.00 m³
A.806	8.00 m³	4.00 m³	2B+S	9.12 m³	Yes	0.00 m³
A.807	8.00 m³	4.00 m³	2B	6.07 m³	Yes	1.93 m³
A.808	8.00 m³	4.00 m³	2B	6.15 m³	Yes	1.85 m³
A.809	10.00 m³	5.00 m³	3B	8.10 m³	Yes	1.90 m³
A.810	10.00 m³	5.00 m³	3B	5.52 m³	Yes	4.48 m³
A.811	8.00 m³	4.00 m³	2B+S	7.28 m³	Yes	0.72 m³
A.812	10.00 m³	5.00 m³	3B	11.66 m³	Yes	0.00 m³
B.801	10.00 m³	5.00 m³	3B	11.66 m³	Yes	0.00 m³
LEVEL 8: 51				121.50 m³		
A.901	8.00 m³	4.00 m³	2B+S	10.61 m³	Yes	0.00 m³
A.902	8.00 m³	4.00 m³	2B+S	6.03 m³	Yes	1.97 m³
A.903	10.00 m³	5.00 m³	3B	20.40 m³	Yes	0.00 m³
A.904	10.00 m³	5.00 m³	3B	13.38 m³	Yes	0.00 m³
A.905	10.00 m³	5.00 m³	3B	5.15 m³	Yes	4.85 m³
A.906	10.00 m³	5.00 m³	3B	13.97 m³	Yes	0.00 m³
A.907	8.00 m³	4.00 m³	2B	6.89 m³	Yes	1.11 m³
A.908	8.00 m³	4.00 m³	2B	6.77 m³	Yes	1.23 m³
A.909	10.00 m³	5.00 m³	3B	10.18 m³	Yes	0.00 m³
LEVEL 9: 41				93.39 m³		
Grand total: 833				1808.36 m³		

[Status] DEVELOPMENT APPLICATION

[Nom. Architect] THOMAS HANSEN /9527

[File] 20240019-AB-SK001-R24

[Print Date] 24/01/2025 2:18:14 PM

History

[Rev#]	[Description]	[Date]dd.mm.yy
A	DRAFT DA SET	13.09.2024
1	DA SUBMISSION	22.10.2024

STORAGE LEGEND

BASEMENT STORAGE REQUIRED

** REFER TO BASEMENT PLANS*

** 1x storage cage provided in the basement per unit @ 2.7m² per storage cage*

Studio.SC
Formerly Scott Carver

Level 1, 1 Chifley Square Sydney NSW 2000 Australia
www.studiosc.com.au +61 2 9957 3988

[Project] TULICH LIFESTYLE VILLAGE, ORAN PARK

[Client] TULICH PROJECT MANAGEMENT PTY LTD

[Scale]

ADG ASSESSMENT - STORAGE SCHEDULE - SHEET 2

[Ref] 20240019 [Dwg No] AD-DA83_102 [Rev] 1

PRINT IN COLOUR

Tulich Lifestyle Village, Oran Park

LANDSCAPE DRAWINGS

LANDSCAPE DRAWINGS SHEET REGISTER

DWG NO.	DRAWING TITLE	SCALE	ISSUE
L-00	Cover Sheet	N/A	F
L-100	General Arrangement Plan: Ground Floor	1:500	F
L-100a	General Arrangement Plan: Southern Plaza and Western Plaza	1:250	F
L-100b	General Arrangement Plan: Northern Plaza	1:250	F
L-101	General Arrangement Plan: Level 1	1:500	F
L-101a	General Arrangement Plan: Level 1 Detail Plan	1:250	F
L-102	General Arrangement Plan: Level 8	1:500	F
L-102a	General Arrangement Plan: Level 8 Detail Plan	1:200	F
L-103	General Arrangement Plan: Level 9	1:200	F
L-103a	General Arrangement Plan: Level 9 Detail Plan	1:200	F
L-200	Planting Palette 1 of 2	N/A	F
L-201	Planting Palette 2 of 2	N/A	F
L-202	Planting Schedule	N/A	F
L-400	Sections: Ground Floor 1 of 2	AS SHOWN	F
L-401	Sections: Ground Floor 2 of 2	AS SHOWN	F
L-402	Sections: Level 1	AS SHOWN	F
L-403	Sections: Level 8	AS SHOWN	F
L-404	Sections: Level 9	AS SHOWN	F
L-500	Soil Depth Plan: Southern Plaza and Western Plaza	1:250	F
L-501	Soil Depth Plan: Northern Plaza	1:250	F
L-502	Soil Depth Plan: Level 1	1:250	F
L-503	Soil Depth Plan: Level 8	1:200	F
L-504	Soil Depth Plan: Level 9	1:200	F

LOCATION PLAN

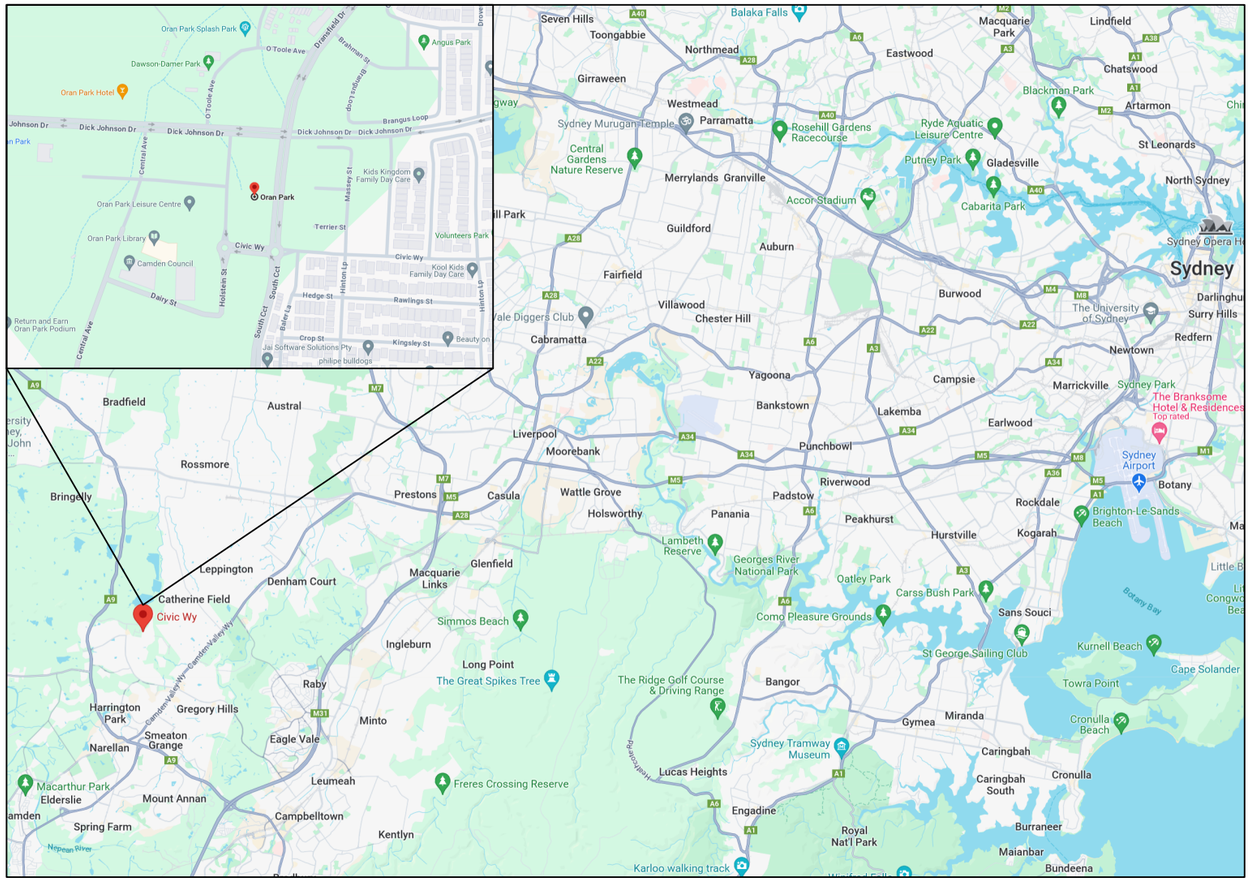

NewScape

202/30 Kingsway, Cronulla NSW 2230
P: 2 9538 5003
E: info@newscapedesign.com.au
W: www.newscapedesign.com.au

DRAWING NOTES

1. DO NOT SCALE DRAWINGS. WRITTEN DIMENSIONS GOVERN.
2. ALL DIMENSIONS ARE IN MILLIMETRES UNLESS NOTED OTHERWISE.
3. ALL DIMENSIONS SHALL BE VERIFIED ON SITE BEFORE PROCEEDING WITH THE WORK.
4. THIS DRAWING MUST BE READ IN CONJUNCTION WITH ALL RELEVANT CONTRACTS, SPECIFICATIONS AND DRAWINGs.
5. THE LEVELS SHOWN ON THIS PLAN HAVE BEEN BASED ON SURVEY BY GEOFFREY BROWNE, DATED MAY 2015.

THIS DRAWING IS AN UNCONTROLLED COPY. UNLESS NOTED OTHERWISE.

FOR DEVELOPMENT APPLICATION

ISSUE	DESCRIPTION	BY	APP'D	DATE
A	FOR DEVELOPMENT APPLICATION	SS	JN	26/8/2024
B	DRAFT DA FOR REVIEW	EA	JN	9/10/2024
C	DRAFT DA FOR REVIEW	EA	JN	11/10/2024
D	FOR DEVELOPMENT APPLICATION	EA	JN	18/10/2024
E	FOR DEVELOPMENT APPLICATION	EA	JN	21/10/2024
F	FOR DEVELOPMENT APPLICATION	EA	JN	28/10/2024

NORTH

OTHER CONSULTANTS

Studio.SC
Formerly Scott Carver

SCALE

CLIENT

TULICH
Lifestyle for a lifetime

Tulich (Oran Park)
Project Management Pty Ltd

PROJECT

Tulich Lifestyle Village, Oran Park

DRAWING TITLE

Cover Sheet

SCALE	N/A
STATUS	FOR DEVELOPMENT APPLICATION
DESIGNED/DRAWN	EA
VERIFIED	JN
DATE	28/10/2024
JOB NUMBER	472

DRAWING NUMBER: L-00

ISSUE: F

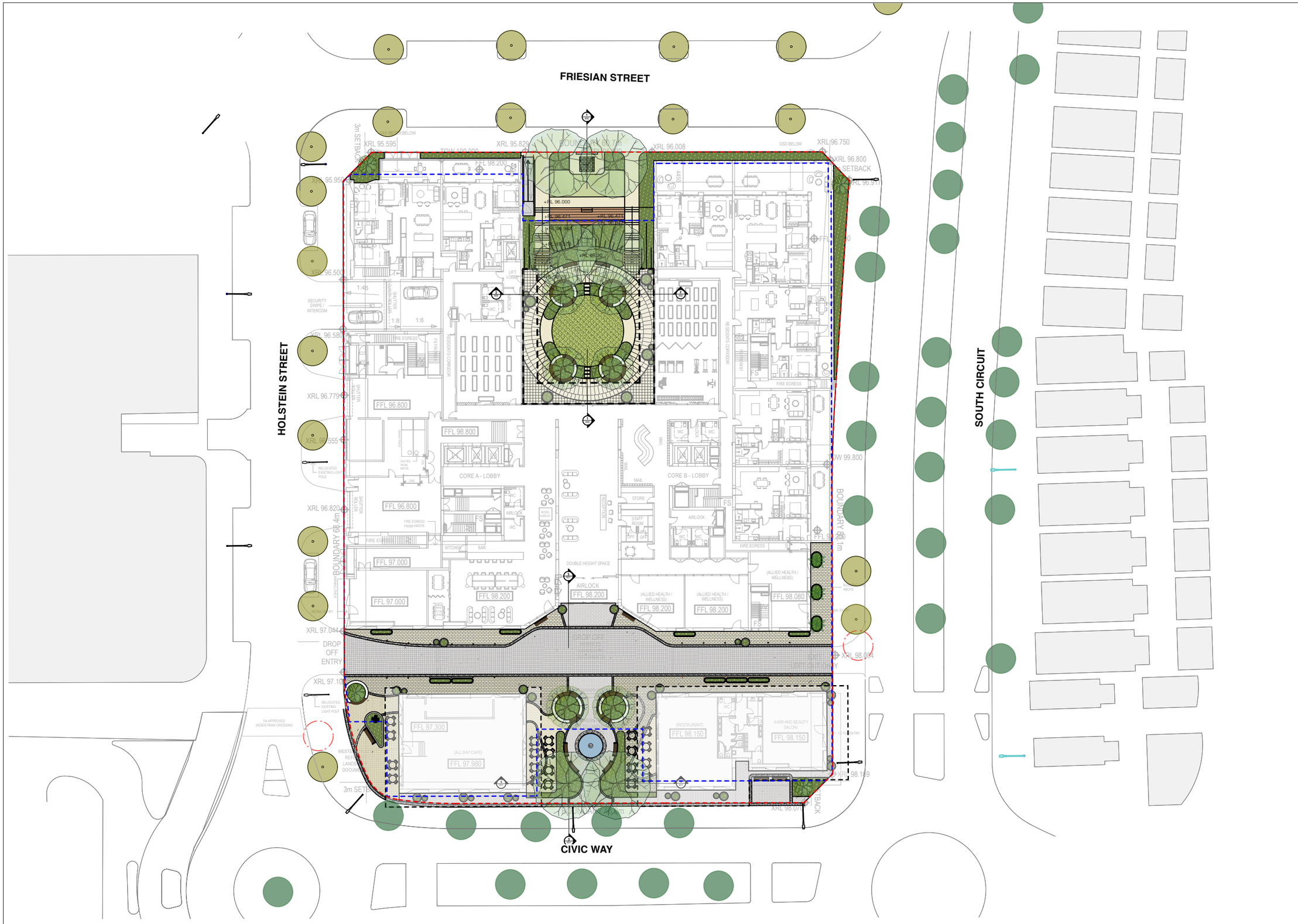

LEGEND & NOTES

Legend

Symbol	Description
	Site boundary
	Basement outline
	Paving & ancillaries
	Stone pavers
	Off form concrete planter wall
	Signage wall
	Batterline
	Softworks
	Existing tree to be retained
	Existing tree to be removed
	Proposed tree
	Synthetic turf
	Turf
	Garden bed
	Furniture
	Planting pots
	Planter box
	Cafe table
	Bench seat
	Seat with back and arm rest
	Wall mounted seat
	Building awning
	Water feature
	Pergola with climbing plants
	Chess board
	Step grab rail

KEY PLAN

NewScape
202/30 Kingsway, Cronulla NSW 2230
P: 2 9538 5003
E: info@newscapedesign.com.au
W: www.newscapedesign.com.au

DRAWING NOTES

1. DO NOT SCALE DRAWINGS. WRITTEN DIMENSIONS GOVERN.
2. ALL DIMENSIONS ARE IN MILLIMETRES UNLESS NOTED OTHERWISE.
3. ALL DIMENSIONS SHALL BE VERIFIED ON SITE BEFORE PROCEEDING WITH THE WORK.
4. THIS DRAWING MUST BE READ IN CONJUNCTION WITH ALL RELEVANT CONTRACTS, SPECIFICATIONS AND DRAWINGS.
5. THE LEVELS SHOWN ON THIS PLAN HAVE BEEN BASED ON SURVEY BY GEOFFREY BROWNE, DATED MAY 2015.

THIS DRAWING IS AN UNCONTROLLED COPY. UNLESS NOTED OTHERWISE.

FOR DEVELOPMENT APPLICATION

ISSUE	DESCRIPTION	BY	APP'D	DATE
A	DRAFT DA FOR REVIEW	EA	JN	26/8/2024
B	DRAFT DA FOR REVIEW	EA	JN	11/10/2024
C	FOR DEVELOPMENT APPLICATION	EA	JN	18/10/2024
D	FOR DEVELOPMENT APPLICATION	EA	JN	21/10/2024
E	FOR DEVELOPMENT APPLICATION	EA	JN	28/10/2024
F	FOR DEVELOPMENT APPLICATION	EA	JN	4/11/2024
G	~~FOR INFORMATION~~	~~EA~~	~~JN~~	~~28/1/2025~~
H	FOR DEVELOPMENT APPLICATION	EA	SS	14/3/2025
I	FOR DEVELOPMENT APPLICATION	EA	JN	14/3/2025

NORTH

OTHER CONSULTANTS

Studio.SC
Formerly Scott Carver

CLIENT

TULICH
Lifestyle for a Lifetime
Tulich (Oran Park) Project Management Pty Ltd

SCALE

0 10 15 20 m

PROJECT

Tulich Lifestyle Village, Oran Park

DRAWING TITLE

General Arrangement Plan: Ground Floor

SCALE	1:500
STATUS	FOR DEVELOPMENT APPLICATION
DESIGNED/DRAWN	EA
VERIFIED	JN
DATE	14/3/2025
JOB NUMBER	472

DRAWING NUMBER **L-100**

ISSUE **I**

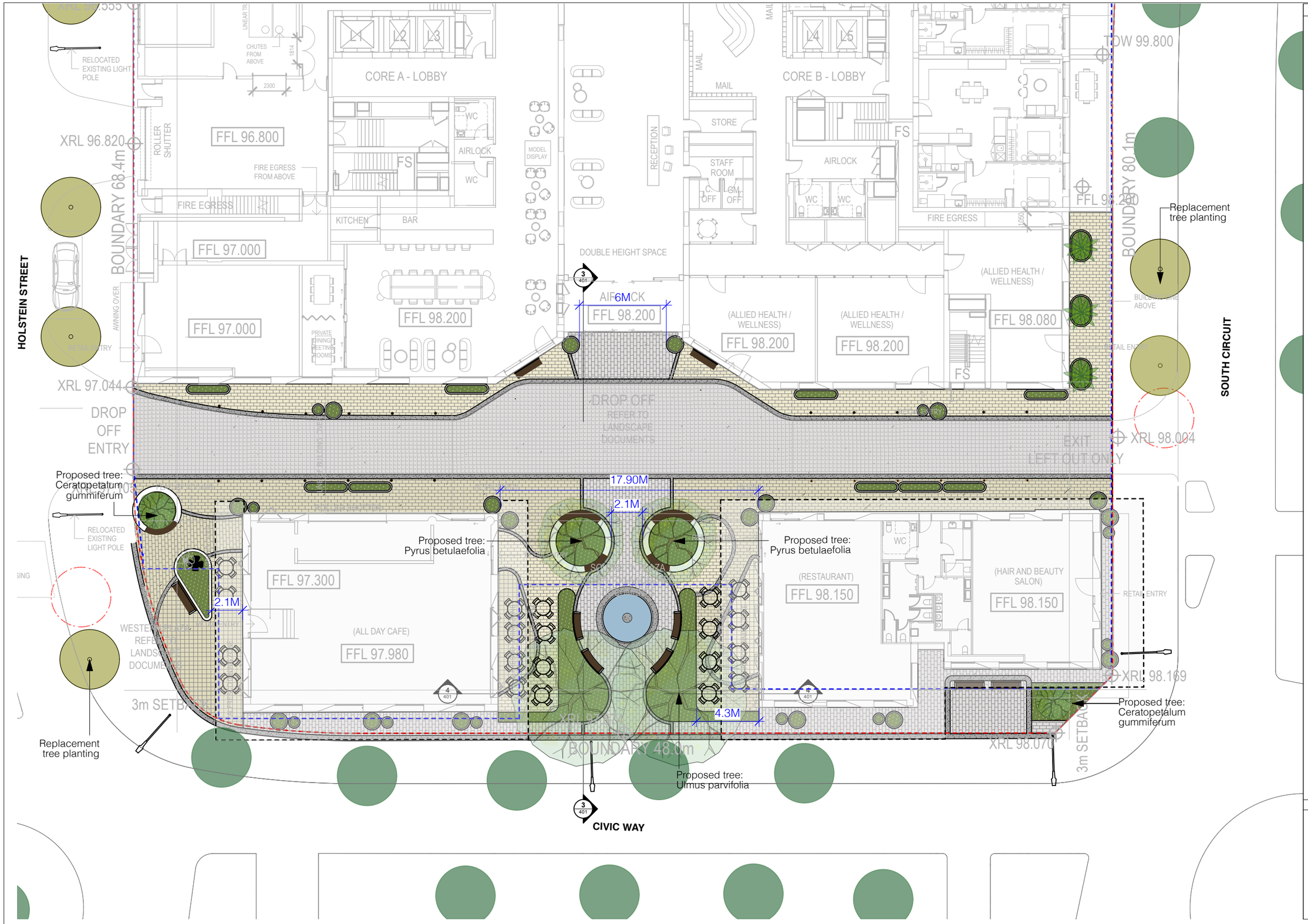

LEGEND & NOTES

Legend Symbol	Description
	Site boundary
	Basement outline
	Paving & ancillaries
	Stone pavers
	Off form concrete planter wall
	Softworks
	Existing tree to be retained
	Existing tree to be removed
	Proposed tree
	Garden bed
	Furniture
	Planting pots
	Planter box
	Cafe table
	Bench seat
	Seat with back and arm rest
	Wall mounted seat
	Building awning
	Water feature

KEY PLAN

NewScape
202/30 Kingsway, Cronulla NSW 2230
P: 2 9538 5003
E: info@newscapedesign.com.au
W: www.newscapedesign.com.au

DRAWING NOTES

1. DO NOT SCALE DRAWINGS. WRITTEN DIMENSIONS GOVERN.
2. ALL DIMENSIONS ARE IN MILLIMETRES UNLESS NOTED OTHERWISE.
3. ALL DIMENSIONS SHALL BE VERIFIED ON SITE BEFORE PROCEEDING WITH THE WORK.
4. THIS DRAWING MUST BE READ IN CONJUNCTION WITH ALL RELEVANT CONTRACTS, SPECIFICATIONS AND DRAWINGS.
5. THE LEVELS SHOWN ON THIS PLAN HAVE BEEN BASED ON SURVEY BY GEOFFREY BROWNE, DATED MAY 2015.

THIS DRAWING IS AN UNCONTROLLED COPY. UNLESS NOTED OTHERWISE.

FOR DEVELOPMENT APPLICATION

ISSUE	DESCRIPTION	BY	APP'D	DATE
A	DRAFT DA FOR REVIEW	EA	JN	26/8/2024
~~B~~	~~DRAFT DA FOR REVIEW~~	~~EA~~	~~JN~~	~~9/10/2024~~
C	DRAFT DA FOR REVIEW	EA	JN	11/10/2024
D	FOR DEVELOPMENT APPLICATION	EA	JN	18/10/2024
E	FOR DEVELOPMENT APPLICATION	EA	JN	21/10/2024
F	FOR DEVELOPMENT APPLICATION	EA	JN	28/10/2024
~~G~~	~~FOR DEVELOPMENT APPLICATION~~	~~EA~~	~~JN~~	~~4/11/2024~~
H	FOR INFORMATION	EA	SS	28/1/2025
I	FOR DEVELOPMENT APPLICATION	EA	JN	14/3/2025

NORTH

OTHER CONSULTANTS

Studio.SC
Formerly Scott Carver

CLIENT

TULICH
Lifestyle for a Lifetime

Tulich (Oran Park)
Project Management Pty Ltd

SCALE

0 1 2 3 4 5 m

PROJECT

Tulich Lifestyle Village, Oran Park

DRAWING TITLE

General Arrangement Plan: Southern Plaza and Western Plaza

SCALE	1:250
STATUS	FOR DEVELOPMENT APPLICATION
DESIGNED/DRAWN	EA
VERIFIED	JN
DATE	14/3/2025
JOB NUMBER	472

DRAWING NUMBER **L-100a**

ISSUE **I**

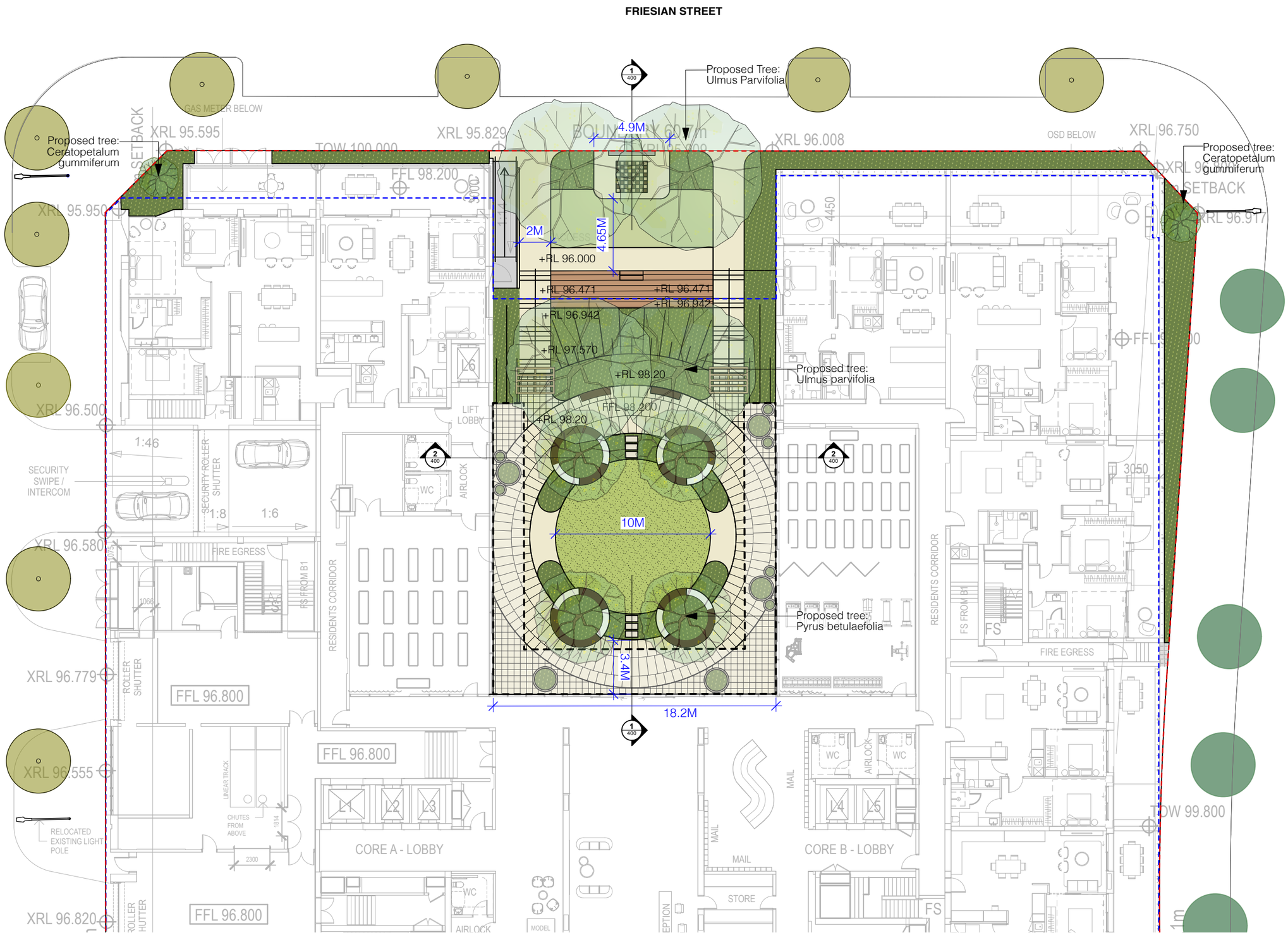

LEGEND & NOTES

Legend

Symbol	Description
	Site boundary
	Basement outline
	Paving & ancillaries
	Stone pavers
	Off form concrete planter wall
	Signage wall
	Batterline
	Softworks
	Existing tree to be retained
	Existing tree to be removed
	Proposed tree
	Synthetic turf
	Turf
	Garden bed
	Furniture
	Planting pots
	Planter box
	Bench seat
	Wall mounted seat
	Building awning
	Pergola with climbing plants
	Chess board
	Step grab rail

KEY PLAN

NewScape

202/30 Kingsway, Cronulla NSW 2230
P: 2 9538 5003
E: info@newscapedesign.co.au
W: www.newscapedesign.co.au

DRAWING NOTES

1. DO NOT SCALE DRAWINGS. WRITTEN DIMENSIONS GOVERN.
2. ALL DIMENSIONS ARE IN MILLIMETRES UNLESS NOTED OTHERWISE.
3. ALL DIMENSIONS SHALL BE VERIFIED ON SITE BEFORE PROCEEDING WITH THE WORK.
4. THIS DRAWING MUST BE READ IN CONJUNCTION WITH ALL RELEVANT CONTRACTS, SPECIFICATIONS AND DRAWINGs.
5. THE LEVELS SHOWN ON THIS PLAN HAVE BEEN BASED ON SURVEY BY GEOFFREY BROWNE, DATED MAY 2015.

THIS DRAWING IS AN UNCONTROLLED COPY. UNLESS NOTED OTHERWISE.

FOR DEVELOPMENT APPLICATION

ISSUE	DESCRIPTION	BY	APP'D	DATE
A	DRAFT DA FOR REVIEW	EA	JN	26/8/2024
~~B~~	~~DRAFT DA FOR REVIEW~~	~~EA~~	~~JN~~	~~9/10/2024~~
C	DRAFT DA FOR REVIEW	EA	JN	11/10/2024
~~D~~	~~FOR DEVELOPMENT APPLICATION~~	~~EA~~	~~JN~~	~~18/10/2024~~
E	FOR DEVELOPMENT APPLICATION	EA	JN	21/10/2024
F	FOR DEVELOPMENT APPLICATION	EA	JN	28/10/2024
~~G~~	~~FOR DEVELOPMENT APPLICATION~~	~~EA~~	~~JN~~	~~4/11/2024~~
H	FOR INFORMATION	EA	SS	28/1/2025
I	FOR DEVELOPMENT APPLICATION	EA	JN	14/3/2025

NORTH

OTHER CONSULTANTS

Studio.SC
Formerly Scott Carver

CLIENT

TULICH
Lifestyle for a lifetime

Tulich (Oran Park)
Project Management Pty Ltd

SCALE
0 1 2 3 4 5 m

PROJECT
Tulich Lifestyle Village, Oran Park

DRAWING TITLE
General Arrangement Plan: Northern Plaza

SCALE	1:250
STATUS	FOR DEVELOPMENT APPLICATION
DESIGNED/DRAWN	EA
VERIFIED	JN
DATE	14/3/2025
JOB NUMBER	472

DRAWING NUMBER: L-100b

ISSUE: I

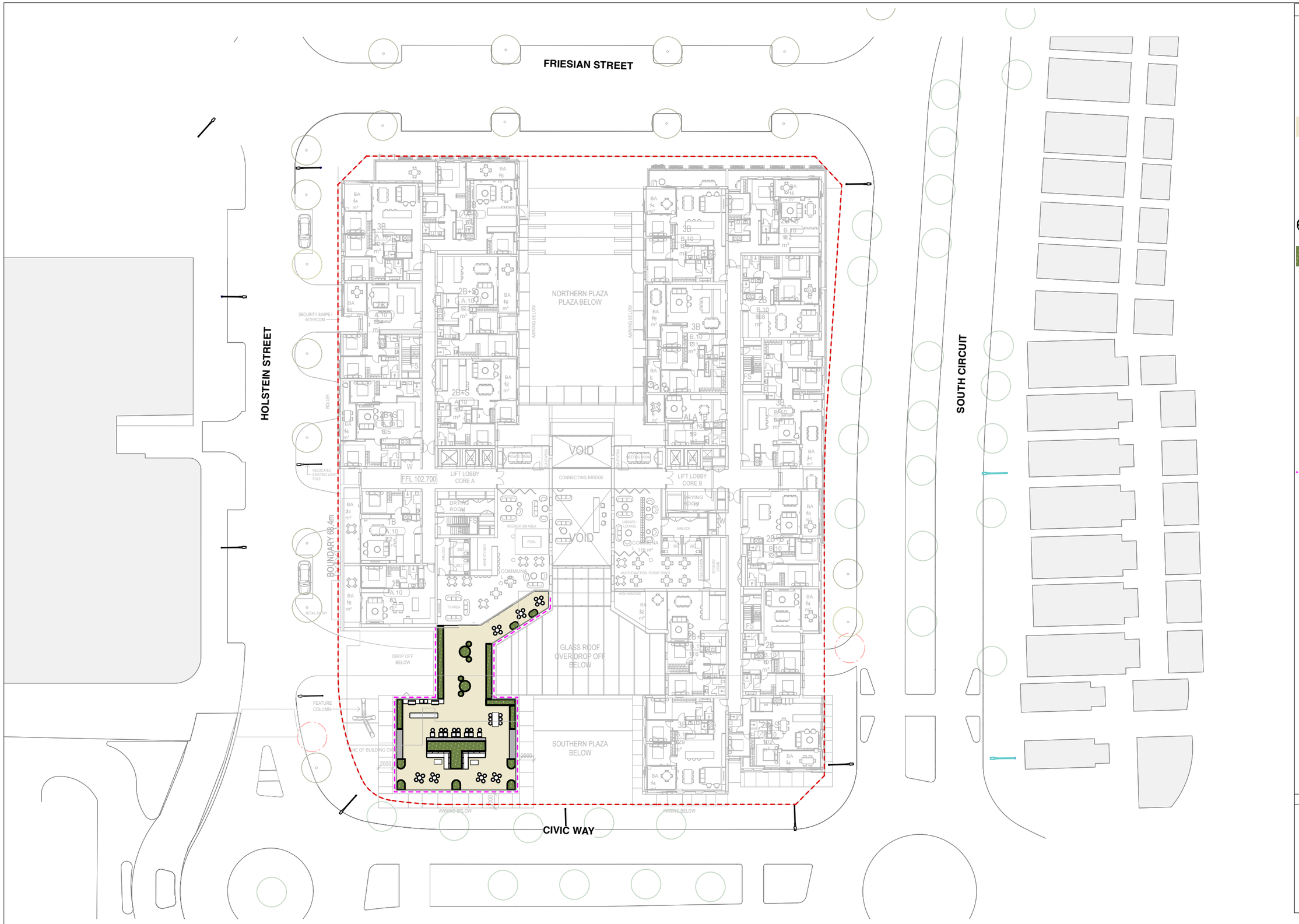

LEGEND & NOTES

Legend

Symbol	Description
	Site boundary
	Paving & ancillaries
	Stone pavers
	Softworks
	Existing tree to be retained
	Proposed tree
	Garden bed
	Furniture & Signage
	Bistro seat
	Lounge seat
	BBQ
	Kitchen bench
	Planter box built booth seating
	Long table
	Planter box
	0.4m high glass balustrade on top of 1.1m parapet

KEY PLAN

NewScape

202/30 Kingsway, Cronulla NSW 2230
P: 2 9538 5003
E: info@newscapedesign.com.au
W: www.newscapedesign.com.au

DRAWING NOTES

1. DO NOT SCALE DRAWINGS. WRITTEN DIMENSIONS GOVERN.
2. ALL DIMENSIONS ARE IN MILLIMETRES UNLESS NOTED OTHERWISE.
3. ALL DIMENSIONS SHALL BE VERIFIED ON SITE BEFORE PROCEEDING WITH THE WORK.
4. THIS DRAWING MUST BE READ IN CONJUNCTION WITH ALL RELEVANT CONTRACTS, SPECIFICATIONS AND DRAWINGS.
5. THE LEVELS SHOWN ON THIS PLAN HAVE BEEN BASED ON SURVEY BY GEOFFREY BROWNE, DATED MAY 2015.

THIS DRAWING IS AN UNCONTROLLED COPY. UNLESS NOTED OTHERWISE.

FOR DEVELOPMENT APPLICATION

ISSUE	DESCRIPTION	BY	APP'D	DATE
A	FOR DEVELOPMENT APPLICATION	SS	JN	26/8/2024
B	DRAFT DA FOR REVIEW	EA	JN	9/10/2024
C	DRAFT DA FOR REVIEW	EA	JN	11/10/2024
D	FOR DEVELOPMENT APPLICATION	EA	JN	18/10/2024
E	FOR DEVELOPMENT APPLICATION	EA	JN	21/10/2024
F	FOR DEVELOPMENT APPLICATION	EA	JN	28/10/2024

NORTH

OTHER CONSULTANTS

Studio.SC
Formerly Scott Carver

CLIENT

TULICH
Lifestyle for a Lifetime

Tulich (Oran Park)
Project Management Pty Ltd

SCALE
0 10 15 20 m

PROJECT

Tulich Lifestyle Village, Oran Park

DRAWING TITLE

General Arrangement Plan: Level 1

SCALE	1:500
STATUS	FOR DEVELOPMENT APPLICATION
DESIGNED/DRAWN	EA
VERIFIED	JN
DATE	28/10/2024
JOB NUMBER	472

DRAWING NUMBER **L-101**

ISSUE **F**

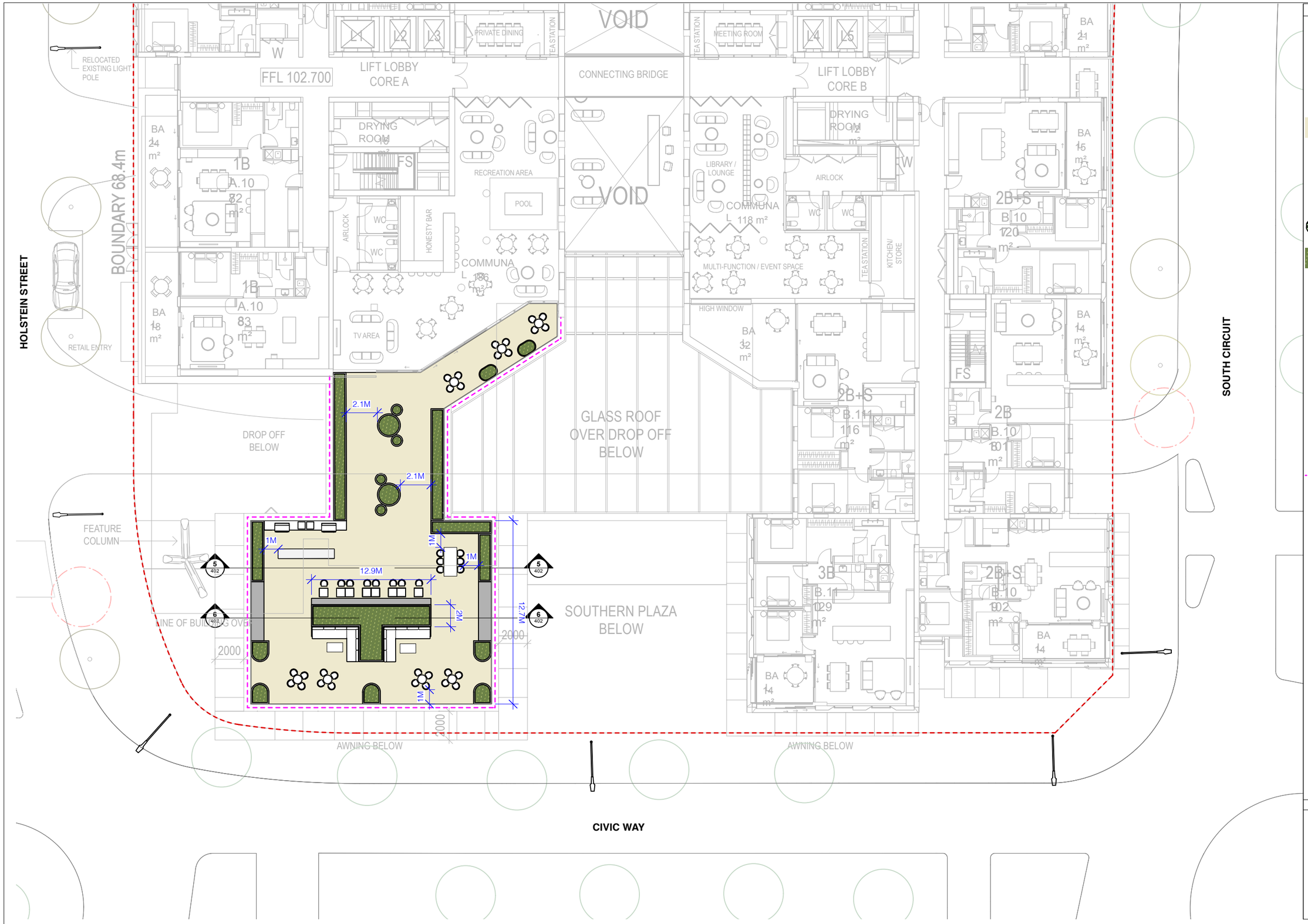

LEGEND & NOTES

Legend

Symbol	Description
	Site boundary
	Paving & ancillaries
	Stone pavers
	Softworks
	Existing tree to be retained
	Proposed tree
	Garden bed
	Furniture & Signage
	Bistro seat
	Lounge seat
	BBQ
	Kitchen bench
	Planter box built booth seating
	Long table
	Planter box
	0.4m high glass balustrade on top of 1.1m parapet

KEY PLAN

NewScape
202/30 Kingsway, Cronulla NSW 2230
P: 2 9538 5003
E: info@newscapedesign.com.au
W: www.newscapedesign.com.au

DRAWING NOTES

1. DO NOT SCALE DRAWINGS. WRITTEN DIMENSIONS GOVERN.
2. ALL DIMENSIONS ARE IN MILLIMETRES UNLESS NOTED OTHERWISE.
3. ALL DIMENSIONS SHALL BE VERIFIED ON SITE BEFORE PROCEEDING WITH THE WORK.
4. THIS DRAWING MUST BE READ IN CONJUNCTION WITH ALL RELEVANT CONTRACTS, SPECIFICATIONS AND DRAWINGS.
5. THE LEVELS SHOWN ON THIS PLAN HAVE BEEN BASED ON SURVEY BY GEOFFREY BROWNE, DATED MAY 2015.

THIS DRAWING IS AN UNCONTROLLED COPY. UNLESS NOTED OTHERWISE.

FOR DEVELOPMENT APPLICATION

ISSUE	DESCRIPTION	BY	APP'D	DATE
A	FOR DEVELOPMENT APPLICATION	SS	JN	26/8/2024
B	DRAFT DA FOR REVIEW	EA	JN	9/10/2024
C	DRAFT DA FOR REVIEW	EA	JN	11/10/2024
D	FOR DEVELOPMENT APPLICATION	EA	JN	18/10/2024
E	FOR DEVELOPMENT APPLICATION	EA	JN	21/10/2024
F	FOR DEVELOPMENT APPLICATION	EA	JN	28/10/2024

NORTH

OTHER CONSULTANTS

Studio.SC
Formerly Scott Carver

SCALE
0 1 2 3 4 5 m

CLIENT

TULICH
Lifestyle for a Lifetime
Tulich (Oran Park)
Project Management Pty Ltd

PROJECT
Tulich Lifestyle Village, Oran Park

DRAWING TITLE
General Arrangement Plan: Level 1 Detail Plan

SCALE	1:250
STATUS	FOR DEVELOPMENT APPLICATION
DESIGNED/DRAWN	EA
VERIFIED	JN
DATE	28/10/2024
JOB NUMBER	472

DRAWING NUMBER **L-101a**

ISSUE **F**

LEGEND & NOTES

Legend

Symbol	Description
	Site boundary
	Paving & ancillaries
	Concrete pavement to roof edge for facade service access
	Stone pavers
	Timber decking
	Softworks
	Proposed tree
	Garden bed in raised concrete planters
	Building awning
	BBQ
	Movable outdoor table setting
	Pergola with climbing plants
	Picnic table
	Seat with back and arm rest
	Chalkboard fixed to wall
	Hopscotch game painted on pavers
	Ping pong table
	0.5m high glass balustrade on top of 1.1m parapet
	1.6m high glass balustrade

KEY PLAN

NewScape
202/30 Kingsway, Cronulla NSW 2230
P: 2 9538 5003
E: info@newscapedesign.com.au
W: www.newscapedesign.com.au

DRAWING NOTES

1. DO NOT SCALE DRAWINGS. WRITTEN DIMENSIONS GOVERN.
2. ALL DIMENSIONS ARE IN MILLIMETRES UNLESS NOTED OTHERWISE.
3. ALL DIMENSIONS SHALL BE VERIFIED ON SITE BEFORE PROCEEDING WITH THE WORK.
4. THIS DRAWING MUST BE READ IN CONJUNCTION WITH ALL RELEVANT CONTRACTS, SPECIFICATIONS AND DRAWINGs.
5. THE LEVELS SHOWN ON THIS PLAN HAVE BEEN BASED ON SURVEY BY GEOFFREY BROWNE, DATED MAY 2015.

THIS DRAWING IS AN UNCONTROLLED COPY. UNLESS NOTED OTHERWISE.

FOR DEVELOPMENT APPLICATION

ISSUE	DESCRIPTION	BY	APP'D	DATE
A	FOR DEVELOPMENT APPLICATION	SS	JN	26/8/2024
B	DRAFT DA FOR REVIEW	EA	JN	9/10/2024
C	DRAFT DA FOR REVIEW	EA	JN	11/10/2024
D	FOR DEVELOPMENT APPLICATION	EA	JN	18/10/2024
E	FOR DEVELOPMENT APPLICATION	EA	JN	21/10/2024
F	FOR DEVELOPMENT APPLICATION	EA	JN	28/10/2024

NORTH

OTHER CONSULTANTS

Studio.SC
Formerly Scott Carver

CLIENT

TULICH
Lifestyle for a lifetime

Tulich (Oran Park)
Project Management Pty Ltd

SCALE
0 10 15 20 m

PROJECT
Tulich Lifestyle Village, Oran Park

DRAWING TITLE
General Arrangement Plan: Level 8

SCALE	1:500
STATUS	FOR DEVELOPMENT APPLICATION
DESIGNED/DRAWN	EA
VERIFIED	JN
DATE	28/10/2024
JOB NUMBER	472

DRAWING NUMBER **L-102**

ISSUE **F**

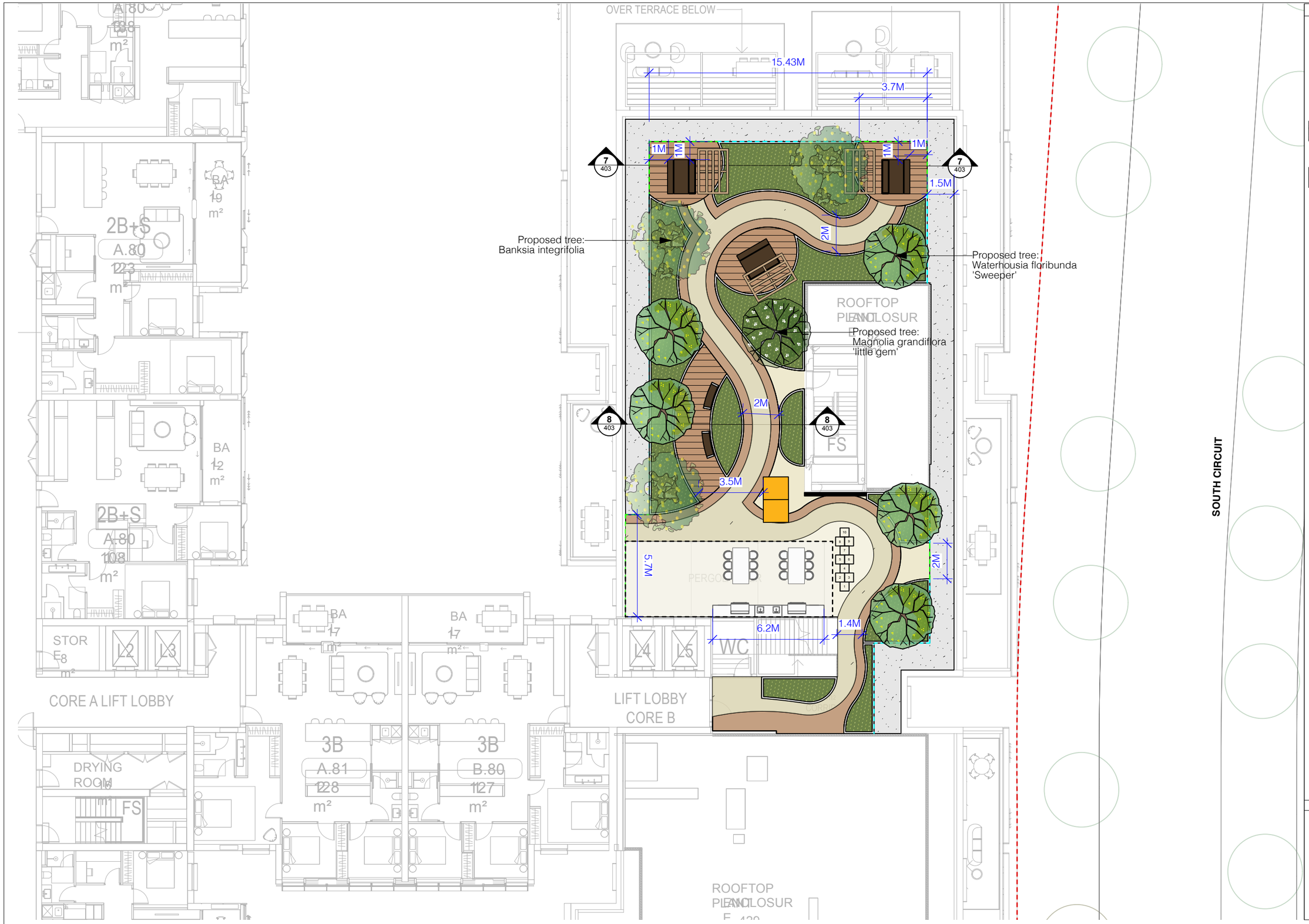

LEGEND & NOTES

Legend

Symbol	Description
	Site boundary
	Paving & ancillaries
	Concrete pavement to roof edge for facade service access
	Stone pavers
	Timber decking
	Softworks
	Proposed tree
	Garden bed in raised concrete planters
	Building awning
	BBQ
	Movable outdoor table setting
	Pergola with climbing plants
	Picnic table
	Seat with back and arm rest
	Chalkboard fixed to wall
	Hopscotch game painted on pavers
	Ping pong table
	0.5m high glass balustrade on top of 1.1m parapet
	1.6m high glass balustrade

KEY PLAN

NewScape
202/30 Kingsway, Cronulla NSW 2230
P: 2 9538 5003
E: info@newscapedesign.com.au
W: www.newscapedesign.com.au

DRAWING NOTES

1. DO NOT SCALE DRAWINGS. WRITTEN DIMENSIONS GOVERN.
2. ALL DIMENSIONS ARE IN MILLIMETRES UNLESS NOTED OTHERWISE.
3. ALL DIMENSIONS SHALL BE VERIFIED ON SITE BEFORE PROCEEDING WITH THE WORK.
4. THIS DRAWING MUST BE READ IN CONJUNCTION WITH ALL RELEVANT CONTRACTS, SPECIFICATIONS AND DRAWINGS.
5. THE LEVELS SHOWN ON THIS PLAN HAVE BEEN BASED ON SURVEY BY GEOFFREY BROWNE, DATED MAY 2015.

THIS DRAWING IS AN UNCONTROLLED COPY. UNLESS NOTED OTHERWISE.

FOR DEVELOPMENT APPLICATION

ISSUE	DESCRIPTION	BY	APP'D	DATE
A	FOR DEVELOPMENT APPLICATION	SS	JN	26/8/2024
B	DRAFT DA FOR REVIEW	EA	JN	9/10/2024
C	DRAFT FOR REVIEW	EA	JN	11/10/2024
D	FOR DEVELOPMENT APPLICATION	EA	JN	18/10/2024
E	FOR DEVELOPMENT APPLICATION	EA	JN	21/10/2024
F	FOR DEVELOPMENT APPLICATION	EA	JN	28/10/2024

NORTH

OTHER CONSULTANTS

Studio.SC
Formerly Scott Carver

CLIENT

TULICH
Lifestyle for a Lifetime
Tulich (Oran Park)
Project Management Pty Ltd

SCALE

0 1 2 3 4 5 m

PROJECT

Tulich Lifestyle Village, Oran Park

DRAWING TITLE

General Arrangement Plan: Level 8
Detail Plan

SCALE	1:200
STATUS	FOR DEVELOPMENT APPLICATION
DESIGNED/DRAWN	EA
VERIFIED	JN
DATE	28/10/2024
JOB NUMBER	472

DRAWING NUMBER **L-102a**

ISSUE **F**

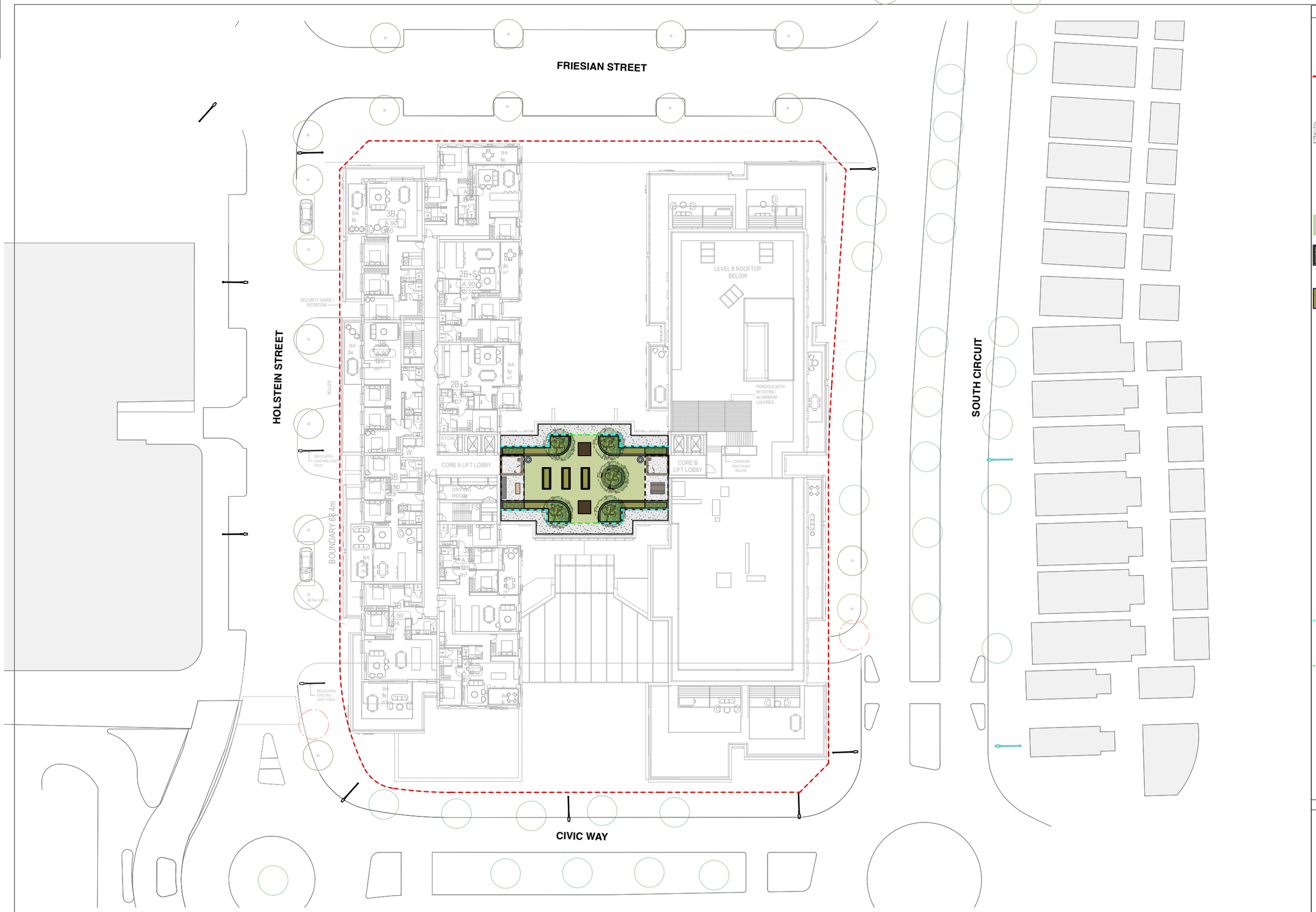

LEGEND & NOTES

Legend

Symbol	Description
	Site boundary
	Paving & ancillaries
	Concrete pavement to roof edge for facade service access
	Softworks
	Proposed tree
	Synthetic turf
	Garden bed in raised concrete planters
	Edible garden bed
	Furniture
	Table seat
	Timber bench seating wall
	Outdoor storage
	Potting table
	Picnic table
	Residents vegetable garden
	Building awning
	Dog friendly water fountain
	20L waste bin enclosure
	0.5m high glass balustrade on top of 1.1m parapet
	1.6m high glass balustrade

KEY PLAN

NewScape
202/30 Kingsway, Cronulla NSW 2230
P: 2 9538 5003
E: info@newscapedesign.com.au
W: www.newscapedesign.com.au

DRAWING NOTES

1. DO NOT SCALE DRAWINGS. WRITTEN DIMENSIONS GOVERN.
2. ALL DIMENSIONS ARE IN MILLIMETRES UNLESS NOTED OTHERWISE.
3. ALL DIMENSIONS SHALL BE VERIFIED ON SITE BEFORE PROCEEDING WITH THE WORK.
4. THIS DRAWING MUST BE READ IN CONJUNCTION WITH ALL RELEVANT CONTRACTS, SPECIFICATIONS AND DRAWINGs.
5. THE LEVELS SHOWN ON THIS PLAN HAVE BEEN BASED ON SURVEY BY GEOFFREY BROWNE, DATED MAY 2015.

THIS DRAWING IS AN UNCONTROLLED COPY. UNLESS NOTED OTHERWISE.

FOR DEVELOPMENT APPLICATION

ISSUE	DESCRIPTION	BY	APP'D	DATE
A	FOR DEVELOPMENT APPLICATION	SS	JN	26/8/2024
B	DRAFT DA FOR REVIEW	EA	JN	9/10/2024
C	DRAFT DA FOR REVIEW	EA	JN	11/10/2024
D	FOR DEVELOPMENT APPLICATION	EA	JN	18/10/2024
E	FOR DEVELOPMENT APPLICATION	EA	JN	21/10/2024
F	FOR DEVELOPMENT APPLICATION	EA	JN	28/10/2024

NORTH

OTHER CONSULTANTS

Studio.SC
Formerly Scott Carver

CLIENT

TULICH
Lifestyle for a lifetime
Tulich (Oran Park) Project Management Pty Ltd

SCALE
0 10 15 20 m

PROJECT
Tulich Lifestyle Village, Oran Park

DRAWING TITLE
General Arrangement Plan: Level 9

SCALE	1:200
STATUS	FOR DEVELOPMENT APPLICATION
DESIGNED/DRAWN	EA
VERIFIED	JN
DATE	28/10/2024
JOB NUMBER	472

DRAWING NUMBER **L-103**

ISSUE **F**

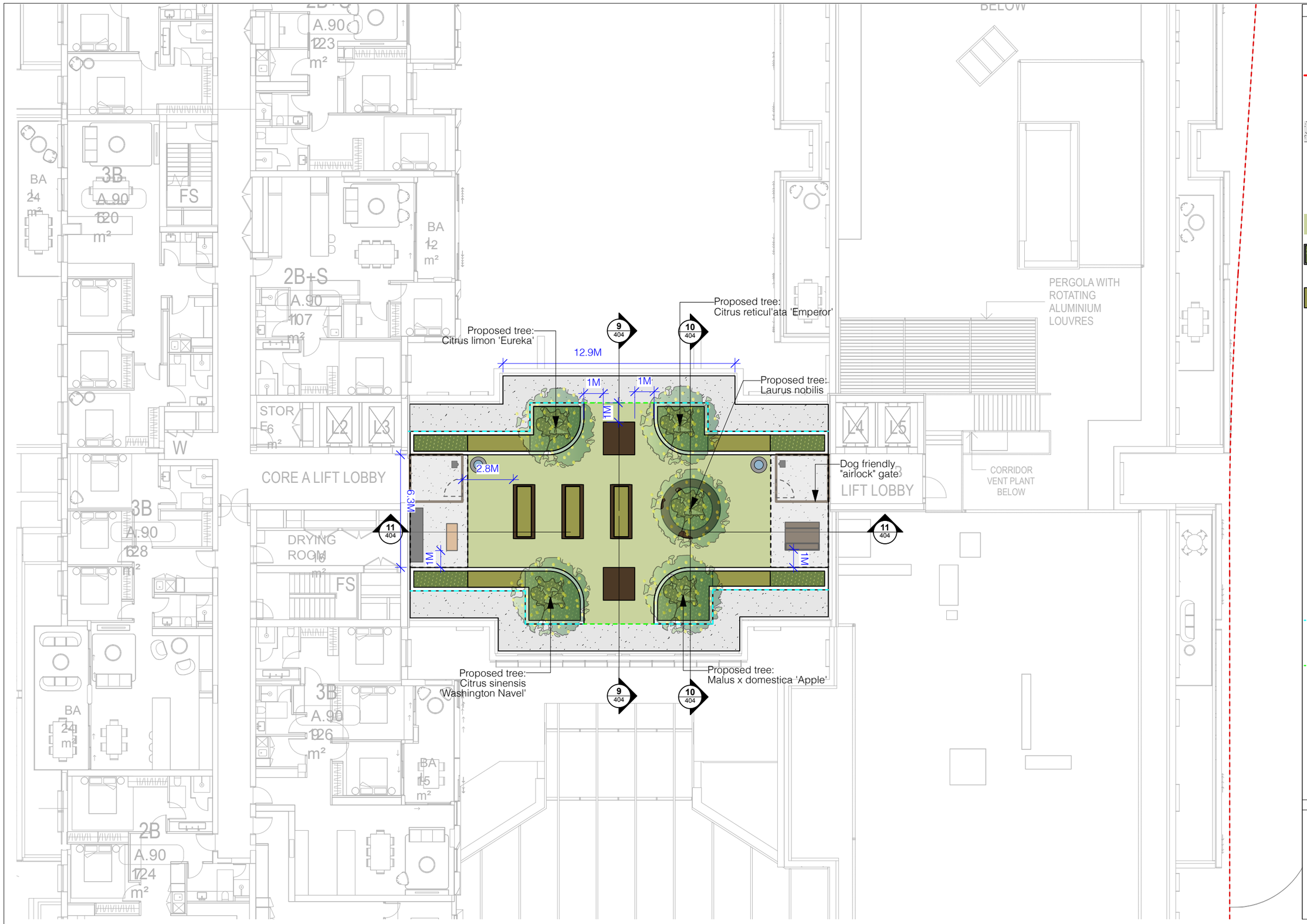

LEGEND & NOTES

Legend

Symbol	Description
	Site boundary
	Paving & ancillaries
	Concrete pavement to roof edge for facade service access
	Softworks
	Proposed tree
	Synthetic turf
	Garden bed in raised concrete planters
	Edible garden bed
	Furniture
	Table seat
	Timber bench seating wall
	Outdoor storage
	Potting table
	Picnic table
	Residents vegetable garden
	Building awning
	Dog friendly water fountain
	20L waste bin enclosure
	0.5m high glass balustrade on top of 1.1m parapet
	1.6m high glass balustrade

KEY PLAN

NewScape

202/30 Kingsway, Cronulla NSW 2230
P: 2 9538 5003
E: info@newscapedesign.com.au
W: www.newscapedesign.com.au

DRAWING NOTES

1. DO NOT SCALE DRAWINGS. WRITTEN DIMENSIONS GOVERN.
2. ALL DIMENSIONS ARE IN MILLIMETRES UNLESS NOTED OTHERWISE.
3. ALL DIMENSIONS SHALL BE VERIFIED ON SITE BEFORE PROCEEDING WITH THE WORK.
4. THIS DRAWING MUST BE READ IN CONJUNCTION WITH ALL RELEVANT CONTRACTS, SPECIFICATIONS AND DRAWINGs.
5. THE LEVELS SHOWN ON THIS PLAN HAVE BEEN BASED ON SURVEY BY GEOFFREY BROWNE, DATED MAY 2015.

THIS DRAWING IS AN UNCONTROLLED COPY. UNLESS NOTED OTHERWISE.

FOR DEVELOPMENT APPLICATION

ISSUE	DESCRIPTION	BY	APP'D	DATE
A	FOR DEVELOPMENT APPLICATION	SS	JN	26/8/2024
B	DRAFT DA FOR REVIEW	EA	JN	9/10/2024
C	DRAFT DA FOR REVIEW	EA	JN	11/10/2024
D	FOR DEVELOPMENT APPLICATION	EA	JN	18/10/2024
E	FOR DEVELOPMENT APPLICATION	EA	JN	21/10/2024
F	FOR DEVELOPMENT APPLICATION	EA	JN	28/10/2024

NORTH

OTHER CONSULTANTS

Studio.SC
Formerly Scott Carver

CLIENT

TULICH
Lifestyle for a lifetime

Tulich (Oran Park)
Project Management Pty Ltd

SCALE
0 1 2 3 4 5 m

PROJECT

Tulich Lifestyle Village, Oran Park

DRAWING TITLE

General Arrangement Plan: Level 9 Detail Plan

SCALE	1:200
STATUS	FOR DEVELOPMENT APPLICATION
DESIGNED/DRAWN	EA
VERIFIED	JN
DATE	28/10/2024
JOB NUMBER	472

DRAWING NUMBER **L-103a**

ISSUE **F**

TREES

Pyrus betulaefolia 'Southworth Dancer'

Ulmus parvifolia

Ceratopetalum gummiferum

Banksia integrifolia

Laurus nobilis

Magnolia grandiflora 'Little Gem'

Citrus limon Eureka

Citrus sinensis 'Washington Navel'

Citrus reticulata 'Emperor'

Malus domestica 'Golden Delicious'

Ficus lyrata

Waterhousia floribunda

SHRUBS

Syzygium paniculatum

Dianella revoluta

Prostanthera cuneata

Leptospermum polygalifolium

Grevillea juniperina subsp. juniperina

Banksia ericifolia 'Little Eric'

Indigofera australis

Westringia fruticosa

Rosemary officinalis 'prostrate'

Dianella caerulea

Libertia paniculata

Crassula ovata 'Blue Bird'

Clivia miniata

Philodendron xanadu

Monstera deliciosa

Thymus citriodorus

Prostanthera rotundifolia

Mentha australis

Prostanthera incisa

Cymbopogon ambiguus

Plectranthus graveolens

NewScape

202/30 Kingsway, Cronulla NSW 2230
P: 2 9538 5003
E: info@newscapedesign.com.au
W: www.newscapedesign.com.au

DRAWING NOTES

1. DO NOT SCALE DRAWINGS. WRITTEN DIMENSIONS GOVERN.
2. ALL DIMENSIONS ARE IN MILLIMETRES UNLESS NOTED OTHERWISE.
3. ALL DIMENSIONS SHALL BE VERIFIED ON SITE BEFORE PROCEEDING WITH THE WORK.
4. THIS DRAWING MUST BE READ IN CONJUNCTION WITH ALL RELEVANT CONTRACTS, SPECIFICATIONS AND DRAWINGs.
5. THE LEVELS SHOWN ON THIS PLAN HAVE BEEN BASED ON SURVEY BY GEOFFREY BROWNE, DATED MAY 2015.

THIS DRAWING IS AN UNCONTROLLED COPY. UNLESS NOTED OTHERWISE.

FOR DEVELOPMENT APPLICATION

ISSUE	DESCRIPTION	BY	APP'D	DATE
A	FOR DEVELOPMENT APPLICATION	SS	JN	26/8/2024
B	DRAFT DA FOR REVIEW	EA	JN	9/10/2024
C	FOR DEVELOPMENT APPLICATION	EA	JN	18/10/2024
D	FOR DEVELOPMENT APPLICATION	EA	JN	17/10/2024
E	FOR DEVELOPMENT APPLICATION	EA	JN	21/10/2024
F	FOR DEVELOPMENT APPLICATION	EA	JN	28/10/2024

NORTH

OTHER CONSULTANTS

Studio.SC
Formerly Scott Carver

SCALE

CLIENT

TULICH
Lifestyle for a lifetime

Tulich (Oran Park) Project Management Pty Ltd

PROJECT

Tulich Lifestyle Village, Oran Park

DRAWING TITLE

Planting Palette 1 of 2

SCALE	N/A
STATUS	FOR DEVELOPMENT APPLICATION
DESIGNED/DRAWN	EA
VERIFIED	JN
DATE	28/10/2024
JOB NUMBER	472

DRAWING NUMBER **L-200**

ISSUE **F**

GROUND COVERS

Chrysocephalum apiculatum

Hardenbergia violacea


Viola hederacea

Casuarina Cousin It

Dichondra argentea

Brachyscome multifida

TUSSOCK GRASSES

Themeda trianda

Poa labillardieri

CLIMBERS

Trachelospermum jasminoides

Pandorea pandorana

FERNS

Asplenium nidus

Nephrolepis exaltata

NewScape

202/30 Kingsway, Cronulla NSW 2230
P: 2 9538 5003
E: info@newscapedesign.com.au
W: www.newscapedesign.com.au

DRAWING NOTES

1. DO NOT SCALE DRAWINGS. WRITTEN DIMENSIONS GOVERN.
2. ALL DIMENSIONS ARE IN MILLIMETRES UNLESS NOTED OTHERWISE.
3. ALL DIMENSIONS SHALL BE VERIFIED ON SITE BEFORE PROCEEDING WITH THE WORK.
4. THIS DRAWING MUST BE READ IN CONJUNCTION WITH ALL RELEVANT CONTRACTS, SPECIFICATIONS AND DRAWINGs.
5. THE LEVELS SHOWN ON THIS PLAN HAVE BEEN BASED ON SURVEY BY GEOFFREY BROWNE, DATED MAY 2015.

THIS DRAWING IS AN UNCONTROLLED COPY. UNLESS NOTED OTHERWISE.

FOR DEVELOPMENT APPLICATION

ISSUE	DESCRIPTION	BY	APP'D	DATE
A	FOR DEVELOPMENT APPLICATION	SS	JN	26/8/2024
B	DRAFT DA FOR REVIEW	EA	JN	9/10/2024
C	DRAFT DA FOR REVIEW	EA	JN	11/10/2024
D	FOR DEVELOPMENT APPLICATION	EA	JN	18/10/2024
E	FOR DEVELOPMENT APPLICATION	EA	JN	21/10/2024
F	FOR DEVELOPMENT APPLICATION	EA	JN	28/10/2024

NORTH

OTHER CONSULTANTS

Studio.SC
Formerly Scott Carver

SCALE

CLIENT

TULICH
Lifestyle for a lifetime

Tulich (Oran Park)
Project Management Pty Ltd

PROJECT

Tulich Lifestyle Village, Oran Park

DRAWING TITLE

Planting Palette 2 of 2

SCALE	N/A
STATUS	FOR DEVELOPMENT APPLICATION
DESIGNED/DRAWN	EA
VERIFIED	JN
DATE	28/10/2024
JOB NUMBER	472

DRAWING NUMBER **L-201**

ISSUE **F**

Botanical Name	Common Name	Height	Spread	Planting Level	Sun Tolerance	Shade Tolerance	Wind Tolerance	Native / Exotic	Deciduous / Evergreen
TREES									
Ulmus parvifolia	Chinese Elm	8-15M	10M	GF	Full sun to partial shade	Moderate	High	Exotic	Semi-deciduous
Pyrus betulaefolia 'Southworth Dancer'	Birch-leaved Pear	8M	6M	GF	Full sun	Moderate	Moderate to High	Exotic	Deciduous
Ceratopetalum gummiferum	NSW Christmas Bush	3-8M	3M	GF	Full sun to partial shade	Low to Moderate	Moderate	Native	Semi-evergreen
Ficus lyrata	Fiddle Leaf Fig	1.5M	1-2M	GF, L1(Pot plant)	Partial sun to shade	Moderate	Low to moderate	Exotic	Evergreen
Banksia integrifolia	Coast Banksia	10M	3M	L8, L9	Full sun	Low to Moderate	High	Native	Evergreen
Waterhousia floribunda	Weeping Lilly Pilly	12m	5m	L8	Full sun to partial shade	Moderate	High	Native	Evergreen
Magnolia grandiflora 'Little Gem'	Little Gem Magnolia	3-5M	2M	L8	Full sun to partial shade	Moderate	Moderate	Exotic	Evergreen
Citrus limon Eureka	Eureka Lemon	3-4M	2M	L9	Full sun	Moderate	Moderate	Exotic	Deciduous
Citrus sinensis 'Washington Navel'	Washington Navel Orange	3-5M	3M	L9	Full sun	Moderate	Moderate	Exotic	Deciduous
Citrus reticulata 'Emperor'	Emperor Mandarins	2-3M	1.5-2.5M	L9	Full sun	Moderate	Moderate	Exotic	Deciduous
Malus x domestica	Apple	3-5M	3-5M	L9	Full sun	Low to Moderate	Moderate	Exotic	Deciduous
SHRUBS									
Syzygium paniculatum	Magenta Lilly Pilly	5M	3-5M	GF	Full sun to partial shade	Moderate	Moderate	Native	Evergreen
Dianella revoluta	Blueberry Lily	0.5-1M	0.5-1M	GF	Full sun to partial shade	Moderate	Moderate	Native	Evergreen
Prostanthera cuneata	Wedge-leaf Mint Bush	1-3 M	1-2M	GF	Full sun	Low to Moderate	Moderate	Native	Evergreen
Leptospermum polygalifolium	Polygalafolia Tea Tree	1-3 M	1-2M	GF, L8	Full sun to partial shade	Moderate	High	Native	Evergreen
Grevillea juniperina subsp. Juniperina	Juniper-leaved Grevillea	1-3 M	1-2M	GF, L8	Full sun to partial shade	Moderate	High	Native	Evergreen
Banksia ericifolia 'Little Eric'	Heath Banksia	1-2M	1-2M	GF, L8	Full sun	Low to Moderate	Moderate to High	Native	Evergreen
Indigofera australis	Australian Indigo	1-2M	1-2M	GF	Full sun	Low to Moderate	Moderate	Native	Deciduous
Westringia fruticosa	Coastal rosemary	2M	2M	GF, L8	Full sun to partial shade	Moderate	Moderate	Native	Evergreen
Rosemary officinalis 'prostrate'	Prostrate Rosemary	0.3 - 0.5M	1 - 2M	L1, L8	Full sun to partial shade	Low to Moderate	Moderate	Exotic	Evergreen
Dianella caerulea	Blue Flax Lily	0.5-1M	0.5-1M	L1	Full sun to partial shade	Moderate	Moderate	Native	Evergreen
Libertia paniculata	Native Iris	0.5-1M	0.5-1M	L1, L8	Full sun to partial shade	Moderate	Moderate	Native	Evergreen
Crassula ovata 'Blue Bird'	Blue Bird Jade Plant	0.3-0.6M	0.3-0.5M	L1, L8	Full sun to partial shade	Moderate	Moderate	Exotic	Evergreen
Clivia miniata	Bush Lily	0.3-0.6M	0.5-1M	L1	Partial sun to shade	High	Moderate	Exotic	Evergreen
Philodendron xanadu	Xanadu Philodendron	0.5-1M	1 - 1.5M	L1, L8	Partial sun to shade	High	Moderate	Exotic	Evergreen
Monstera deliciosa	Swiss Cheese Plant	1-2M	1-2M	L1(Pot plant)	Partial sun to shade	Moderate	Moderate	Exotic	Evergreen
Thymus citriodorus	Lemon Thyme	0.2-0.3M	0.5-1M	L8, L9	Full sun	Low	Moderate	Exotic	Evergreen (perennial)
Prostanthera rotundifolia	Native Oregano	1M	2M	L9(E)	Full sun to partial shade	Moderate	Moderate	Native	Evergreen
Mentha australis	Native River Mint	0.3M	1M	L9(E)	Full sun to full shade	High	Moderate	Native	Evergreen (perennial)
Prostanthera incisa	Native Thyme	1M	2M	L9(E)	Full sun to partial shade	Moderate	Moderate	Native	Evergreen
Cymbopogon ambiguus	Native lemon grass	0.5-1M	0.5-1M	L9(E)	Full sun to partial shade	Moderate	Moderate	Native	Evergreen
Plectranthus graveolens	Bush Basil	1.5M	2M	L9(E)	Full sun to partial shade	Moderate	Moderate	Native	Evergreen
GROUND COVERS									
Chrysocephalum apiculatum	Yellow Buttons	0.3-1M	0.5-1M	GF	Full sun	Low	Moderate	Native	Evergreen
Hardenbergia violacea	Purple Coral Pea	1-3 M	1-2M	GF	Full sun to partial shade	Moderate	Moderate	Native	Evergreen
Viola hederacea	Native Violet	0.1-0.2M	0.5-1M	GF	Partial shade to full sun	Moderate to High	Moderate	Native	Evergreen
Casuarina Cousin It	Cousin It Casuarina	0.5-1M	2-3M	L8	Full sun to partial shade	Low	High	Native	Evergreen
Dichondra argentea	Silver Dichondra	0.1-0.2M	0.5-1M	L1	Full sun to partial shade	Moderate to High	Moderate	Native	Evergreen
Brachyscome multifida	Cut Leaf Daisy	0.3-0.6M	0.5-1M	L8, L9	Full sun to partial shade	Moderate	Moderate	Native	Evergreen
TUSSOCK GRASSES									
Themeda trianda	Kangaroo Grass	0.6-1.2M	0.3-0.5M	GF, L8	Full sun to partial shade	Moderate	High	Native	Perennial Grass
Poa labillardieri	Common Tussock Grass	0.5-1M	0.5-1M	GF, L8	Full sun to partial shade	Moderate	Moderate	Native	Perennial Grass
CLIMBER									
Trachelospermum jasminoides	Star Jasmine	3-5M	1-2M	GF, L8	Full sun to partial shade	Moderate	Moderate	Exotic	Evergreen
Pandorea pandorana	Wonga Wonga Vine	5-10M	1-3M	GF, L8	Full sun to partial shade	Moderate	Moderate	Native	Evergreen
FERN									
Asplenium nidus	Bird's Nest Fern	0.5-1M	0.5-1M	L1	Partial shade to full shade	High	Moderate	Exotic	Evergreen
Nephrolepis exaltata	Boston Fern	0.5-1M	0.5-1M	L1	Partial shade to full shade	High	Moderate	Exotic	Evergreen

GF: Ground Floor, L1: LEVEL 1, L8: LEVEL 8, LEVEL 9, E: Edible

NewScape

202/30 Kingsway, Cronulla NSW 2230
P: 2 9538 5003
E: info@newscapedesign.com.au
W: www.newscapedesign.com.au

DRAWING NOTES

1. DO NOT SCALE DRAWINGS. WRITTEN DIMENSIONS GOVERN.
2. ALL DIMENSIONS ARE IN MILLIMETRES UNLESS NOTED OTHERWISE.
3. ALL DIMENSIONS SHALL BE VERIFIED ON SITE BEFORE PROCEEDING WITH THE WORK.
4. THIS DRAWING MUST BE READ IN CONJUNCTION WITH ALL RELEVANT CONTRACTS, SPECIFICATIONS AND DRAWINGs.
5. THE LEVELS SHOWN ON THIS PLAN HAVE BEEN BASED ON SURVEY BY GEOFFREY BROWNE, DATED MAY 2015.

THIS DRAWING IS AN UNCONTROLLED COPY. UNLESS NOTED OTHERWISE.

FOR DEVELOPMENT APPLICATION

ISSUE	DESCRIPTION	BY	APP'D	DATE
A	FOR DEVELOPMENT APPLICATION	SS	JN	26/8/2024
~~B~~	~~DRAFT DA FOR REVIEW~~	~~EA~~	~~JN~~	~~9/10/2024~~
C	DRAFT DA FOR REVIEW	EA	JN	11/10/2024
~~D~~	~~FOR DEVELOPMENT APPLICATION~~	~~EA~~	~~JN~~	~~18/10/2024~~
~~E~~	~~FOR DEVELOPMENT APPLICATION~~	~~EA~~	~~JN~~	~~21/10/2024~~
F	FOR DEVELOPMENT APPLICATION	EA	JN	28/10/2024

NORTH

OTHER CONSULTANTS

Studio.SC
Formerly Scott Carver

SCALE

CLIENT

TULICH
Lifestyle for a lifetime

Tulich (Oran Park)
Project Management Pty Ltd

PROJECT

Tulich Lifestyle Village, Oran Park

DRAWING TITLE

Planting Schedule

SCALE	N/A
STATUS	FOR DEVELOPMENT APPLICATION
DESIGNED/DRAWN	EA
VERIFIED	JN
DATE	28/10/2024
JOB NUMBER	472

DRAWING NUMBER **L-202**

ISSUE **F**

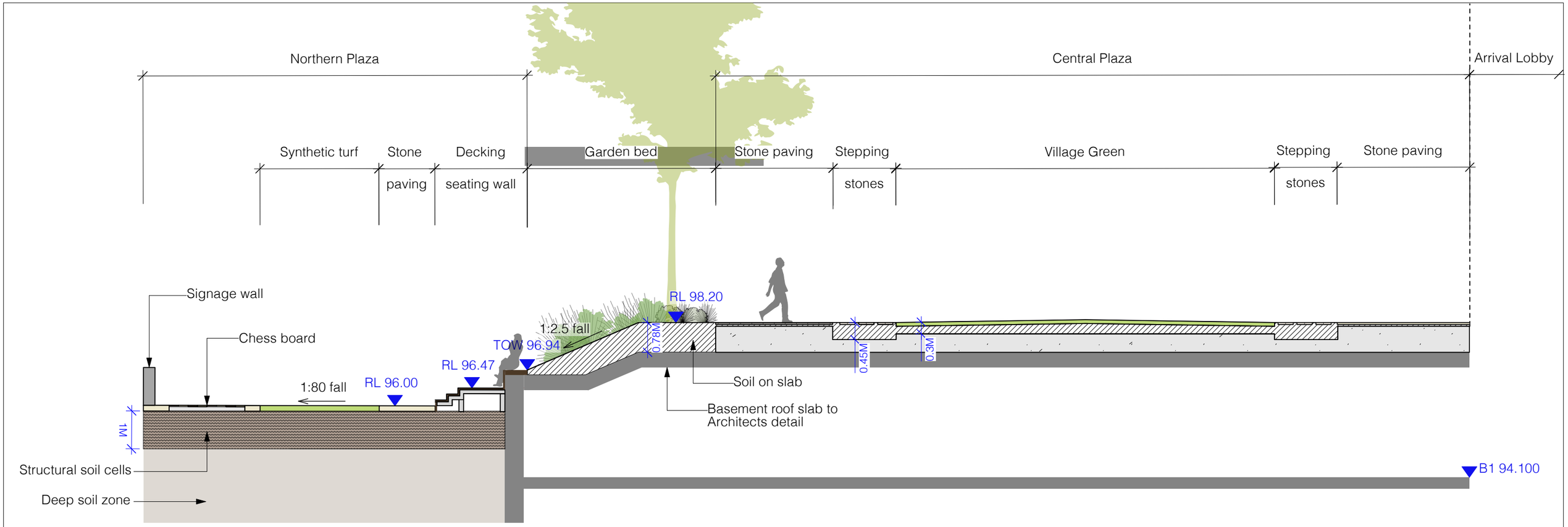

1 **SECTION 1**
Scale: 1:100

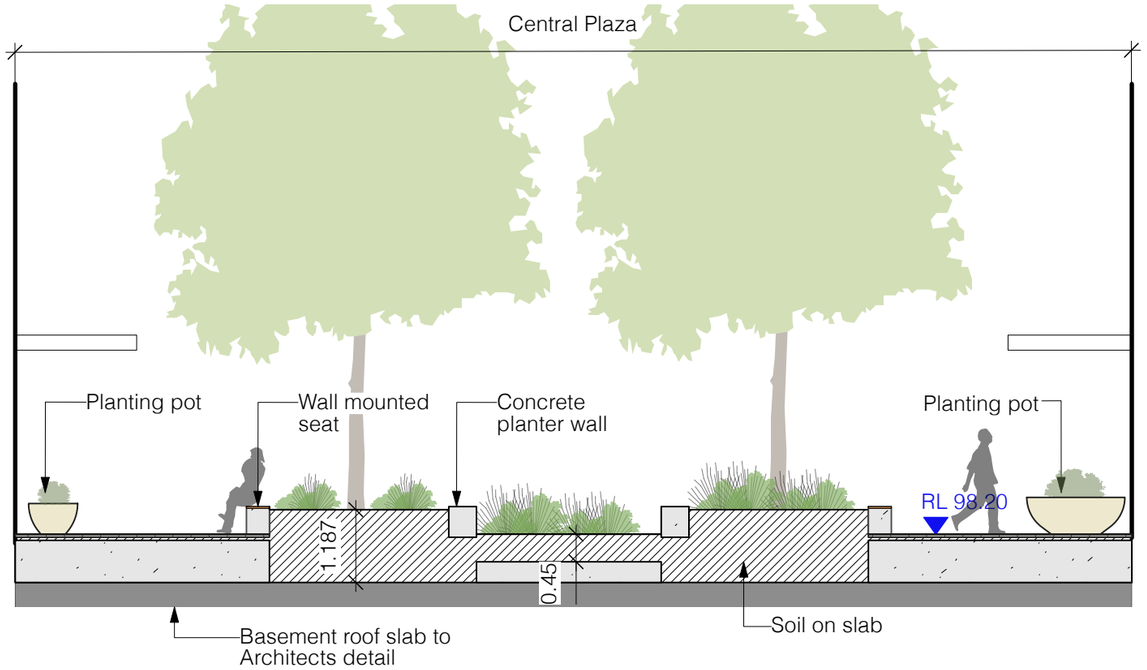

2 **SECTION 2**
Scale: 1:100

KEY PLAN

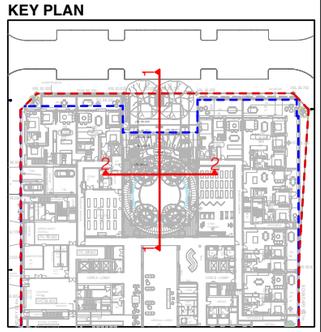

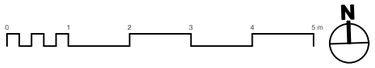

NewScape
202/30 Kingsway, Cronulla NSW 2230
P: 2 9538 5003
E: info@newscapedesign.com.au
W: www.newscapedesign.com.au

DRAWING NOTES

1. DO NOT SCALE DRAWINGS. WRITTEN DIMENSIONS GOVERN.
2. ALL DIMENSIONS ARE IN MILLIMETRES UNLESS NOTED OTHERWISE.
3. ALL DIMENSIONS SHALL BE VERIFIED ON SITE BEFORE PROCEEDING WITH THE WORK.
4. THIS DRAWING MUST BE READ IN CONJUNCTION WITH ALL RELEVANT CONTRACTS, SPECIFICATIONS AND DRAWINGs.
5. THE LEVELS SHOWN ON THIS PLAN HAVE BEEN BASED ON SURVEY BY GEOFFREY BROWNE, DATED MAY 2015.

THIS DRAWING IS AN UNCONTROLLED COPY. UNLESS NOTED OTHERWISE.

FOR DEVELOPMENT APPLICATION

ISSUE	DESCRIPTION	BY	APP'D	DATE
A	FOR DEVELOPMENT APPLICATION	SS	JN	26/8/2024
B	DRAFT DA FOR REVIEW	EA	JN	9/10/2024
C	DRAFT DA FOR REVIEW	EA	JN	11/10/2024
D	FOR DEVELOPMENT APPLICATION	EA	JN	18/10/2024
E	FOR DEVELOPMENT APPLICATION	EA	JN	21/10/2024
F	FOR DEVELOPMENT APPLICATION	EA	JN	28/10/2024

NORTH

OTHER CONSULTANTS
Studio.SC Formerly Scott Carver

SCALE

CLIENT
TULICH Lifestyle for a lifetime
Tulich (Oran Park) Project Management Pty Ltd

PROJECT
Tulich Lifestyle Village, Oran Park

DRAWING TITLE
Sections: Ground Floor 1 of 2

SCALE	AS SHOWN
STATUS	FOR DEVELOPMENT APPLICATION
DESIGNED/DRAWN	EA
VERIFIED	JN
DATE	28/10/2024
JOB NUMBER	472

DRAWING NUMBER **L-400**
ISSUE **F**

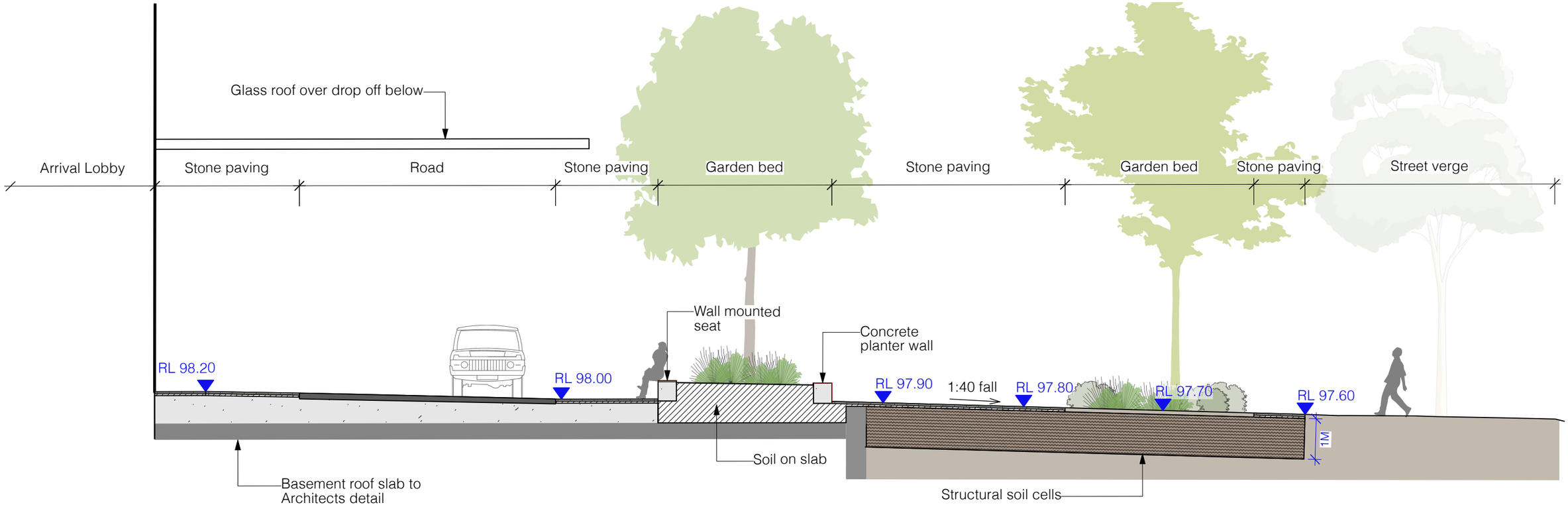

3 **SECTION 3**
Scale: 1:100

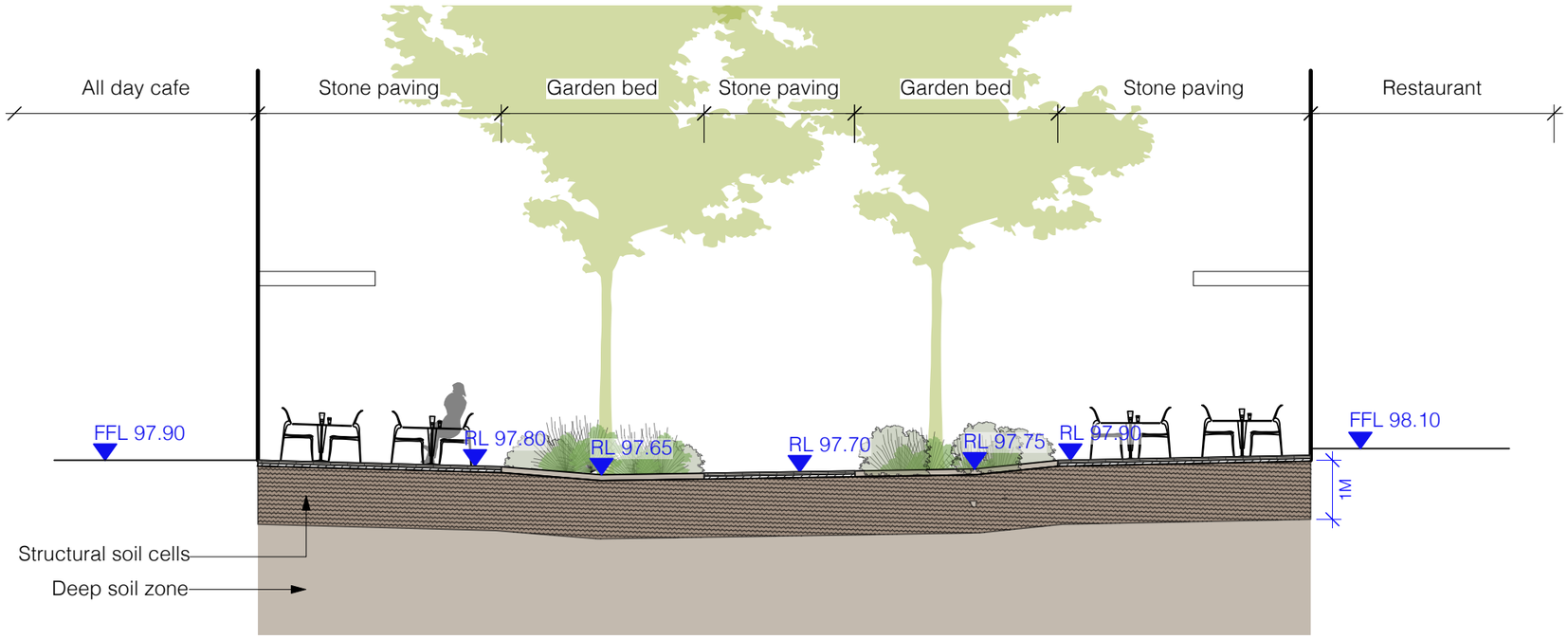

4 **SECTION 4**
Scale: 1:100

KEY PLAN

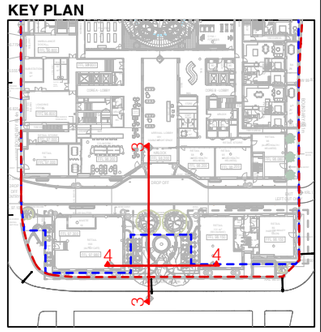

NewScape
202/30 Kingsway, Cronulla NSW 2230
P: 2 9538 5003
E: info@newscapedesign.com.au
W: www.newscapedesign.com.au

DRAWING NOTES

1. DO NOT SCALE DRAWINGS. WRITTEN DIMENSIONS GOVERN.
2. ALL DIMENSIONS ARE IN MILLIMETRES UNLESS NOTED OTHERWISE.
3. ALL DIMENSIONS SHALL BE VERIFIED ON SITE BEFORE PROCEEDING WITH THE WORK.
4. THIS DRAWING MUST BE READ IN CONJUNCTION WITH ALL RELEVANT CONTRACTS, SPECIFICATIONS AND DRAWINGs.
5. THE LEVELS SHOWN ON THIS PLAN HAVE BEEN BASED ON SURVEY BY GEOFFREY BROWNE, DATED MAY 2015.

THIS DRAWING IS AN UNCONTROLLED COPY. UNLESS NOTED OTHERWISE.

FOR DEVELOPMENT APPLICATION

ISSUE	DESCRIPTION	BY	APP'D	DATE
A	FOR DEVELOPMENT APPLICATION	SS	JN	26/8/2024
B	DRAFT DA FOR REVIEW	EA	JN	9/10/2024
C	DRAFT DA FOR REVIEW	EA	JN	11/10/2024
D	FOR DEVELOPMENT APPLICATION	EA	JN	18/10/2024
E	FOR DEVELOPMENT APPLICATION	EA	JN	21/10/2024
F	FOR DEVELOPMENT APPLICATION	EA	JN	28/10/2024

NORTH

OTHER CONSULTANTS
Studio.SC Formerly Scott Carver

SCALE

CLIENT
TULICH Lifestyle for a lifetime
Tulich (Oran Park) Project Management Pty Ltd

PROJECT
Tulich Lifestyle Village, Oran Park

DRAWING TITLE
Sections: Ground Floor 2 of 2

SCALE	AS SHOWN
STATUS	FOR DEVELOPMENT APPLICATION
DESIGNED/DRAWN	EA
VERIFIED	JN
DATE	28/10/2024
JOB NUMBER	472

DRAWING NUMBER **L-401**
ISSUE **F**

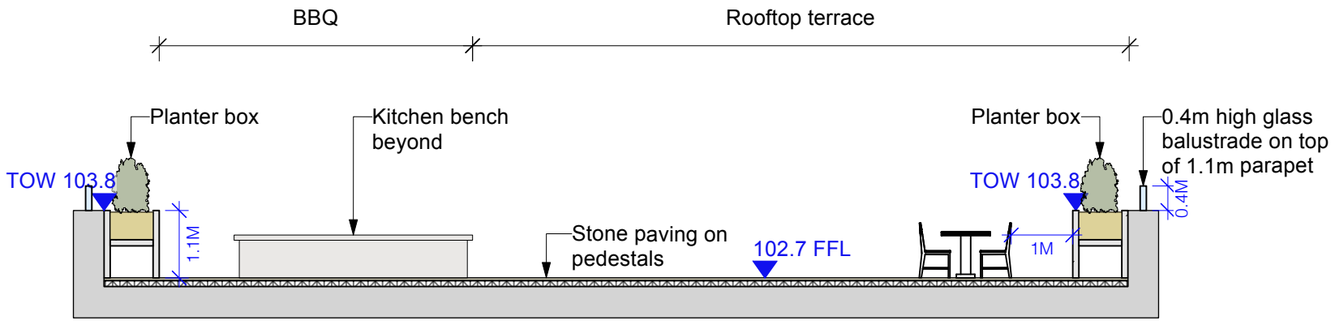

5 **SECTION 5**
Scale: 1:100

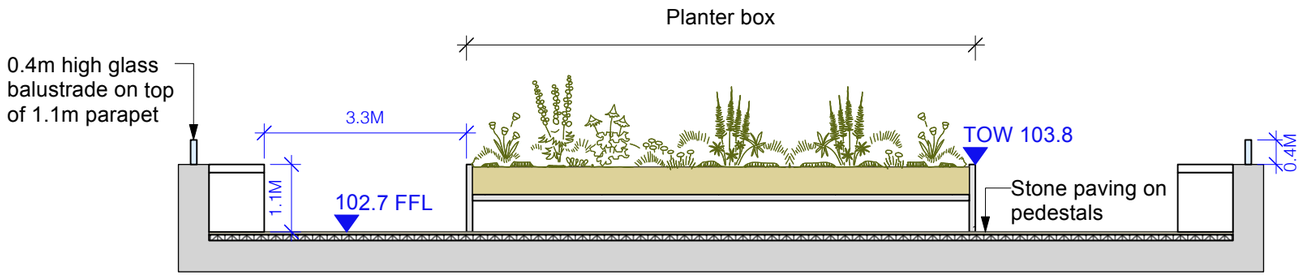

6 **SECTION 6**
Scale: 1:100

KEY PLAN

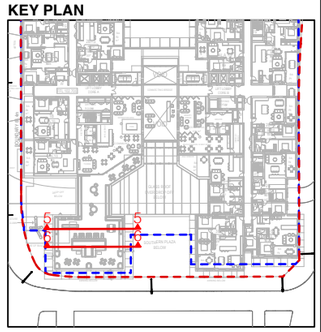

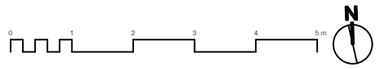

NewScape
202/30 Kingsway, Cronulla NSW 2230
P: 2 9538 5003
E: info@newscapedesign.com.au
W: www.newscapedesign.com.au

DRAWING NOTES

1. DO NOT SCALE DRAWINGS. WRITTEN DIMENSIONS GOVERN.
2. ALL DIMENSIONS ARE IN MILLIMETRES UNLESS NOTED OTHERWISE.
3. ALL DIMENSIONS SHALL BE VERIFIED ON SITE BEFORE PROCEEDING WITH THE WORK.
4. THIS DRAWING MUST BE READ IN CONJUNCTION WITH ALL RELEVANT CONTRACTS, SPECIFICATIONS AND DRAWINGs.
5. THE LEVELS SHOWN ON THIS PLAN HAVE BEEN BASED ON SURVEY BY GEOFFREY BROWNE, DATED MAY 2015.

THIS DRAWING IS AN UNCONTROLLED COPY, UNLESS NOTED OTHERWISE.

FOR DEVELOPMENT APPLICATION

ISSUE	DESCRIPTION	BY	APP'D	DATE
A	FOR DEVELOPMENT APPLICATION	SS	JN	26/8/2024
B	DRAFT DA FOR REVIEW	EA	JN	9/10/2024
C	DRAFT DA FOR REVIEW	EA	JN	11/10/2024
D	FOR DEVELOPMENT APPLICATION	EA	JN	18/10/2024
E	FOR DEVELOPMENT APPLICATION	EA	JN	21/10/2024
F	FOR DEVELOPMENT APPLICATION	EA	JN	28/10/2024

NORTH

OTHER CONSULTANTS
Studio.SC
Formerly Scott Carver

CLIENT
TULICH
Lifestyle for a lifetime
Tulich (Oran Park) Project Management Pty Ltd

SCALE

PROJECT
Tulich Lifestyle Village, Oran Park

DRAWING TITLE
Sections: Level 1

SCALE	AS SHOWN
STATUS	FOR DEVELOPMENT APPLICATION
DESIGNED/DRAWN	EA
VERIFIED	JN
DATE	28/10/2024
JOB NUMBER	472

DRAWING NUMBER
L-402

ISSUE
F

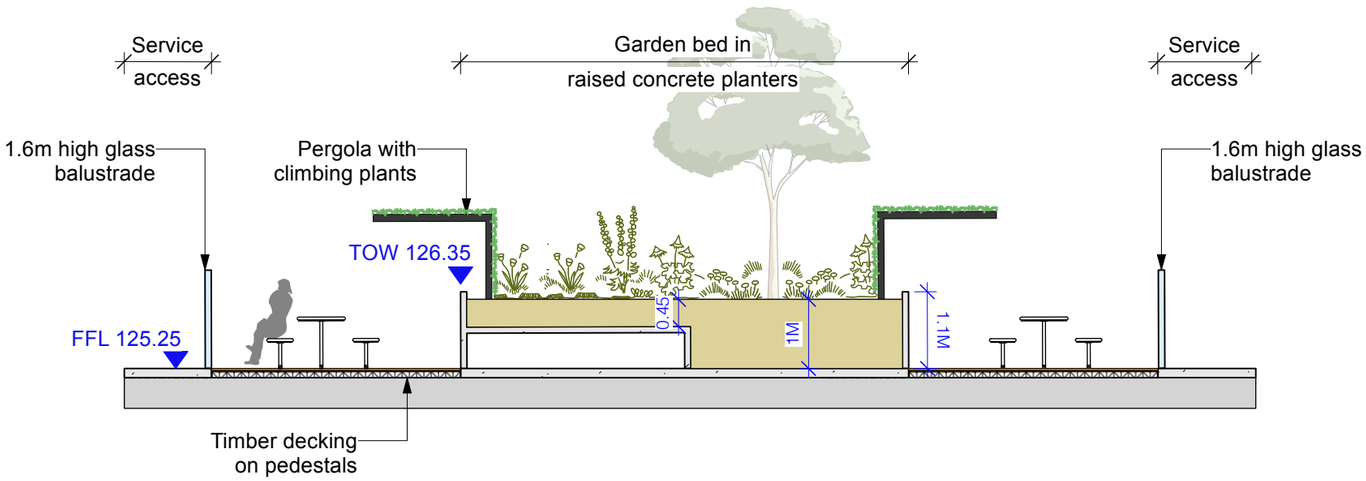

7 **SECTION 7**
Scale: 1:100

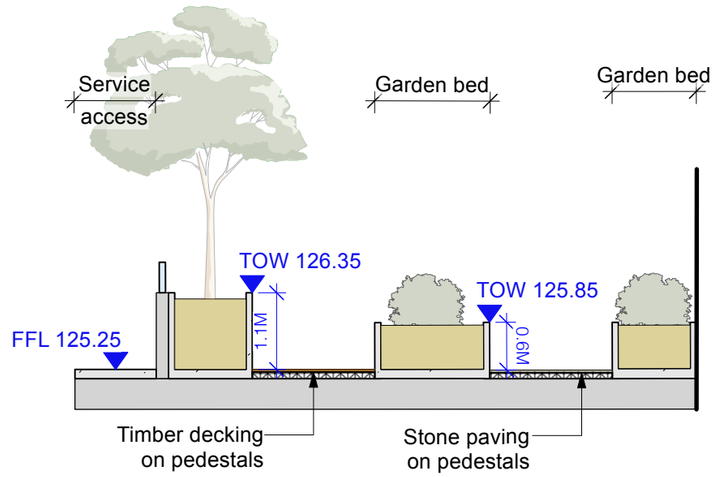

8 **SECTION 8**
Scale: 1:100

KEY PLAN

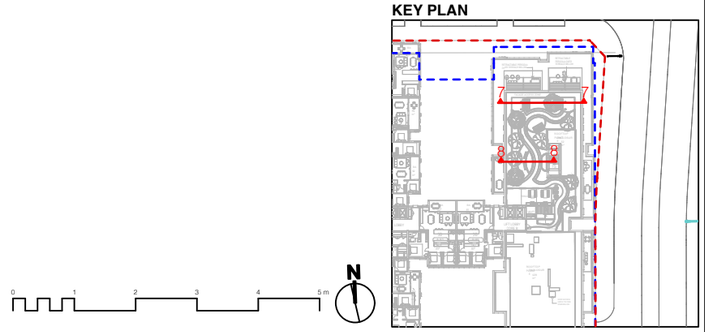

NewScape
202/30 Kingsway, Cronulla NSW 2230
P: 2 9538 5003
E: info@newscapedesign.com.au
W: www.newscapedesign.com.au

DRAWING NOTES

1. DO NOT SCALE DRAWINGS. WRITTEN DIMENSIONS GOVERN.
2. ALL DIMENSIONS ARE IN MILLIMETRES UNLESS NOTED OTHERWISE.
3. ALL DIMENSIONS SHALL BE VERIFIED ON SITE BEFORE PROCEEDING WITH THE WORK.
4. THIS DRAWING MUST BE READ IN CONJUNCTION WITH ALL RELEVANT CONTRACTS, SPECIFICATIONS AND DRAWINGs.
5. THE LEVELS SHOWN ON THIS PLAN HAVE BEEN BASED ON SURVEY BY GEOFFREY BROWNE, DATED MAY 2015.

THIS DRAWING IS AN UNCONTROLLED COPY. UNLESS NOTED OTHERWISE.

FOR DEVELOPMENT APPLICATION

ISSUE	DESCRIPTION	BY	APP'D	DATE
A	FOR DEVELOPMENT APPLICATION	SS	JN	26/8/2024
B	DRAFT DA FOR REVIEW	EA	JN	9/10/2024
C	DRAFT DA FOR REVIEW	EA	JN	11/10/2024
D	FOR DEVELOPMENT APPLICATION	EA	JN	18/10/2024
E	FOR DEVELOPMENT APPLICATION	EA	JN	21/10/2024
F	FOR DEVELOPMENT APPLICATION	EA	JN	28/10/2024

NORTH

OTHER CONSULTANTS

Studio.SC
Formerly Scott Carver

SCALE

CLIENT

TULICH
Lifestyle for a Lifetime
Tulich (Oran Park)
Project Management Pty Ltd

PROJECT
Tulich Lifestyle Village, Oran Park

DRAWING TITLE
Sections: Level 8

SCALE	AS SHOWN
STATUS	FOR DEVELOPMENT APPLICATION
DESIGNED/DRAWN	EA
VERIFIED	JN
DATE	28/10/2024
JOB NUMBER	472

DRAWING NUMBER **L-403**

ISSUE **F**

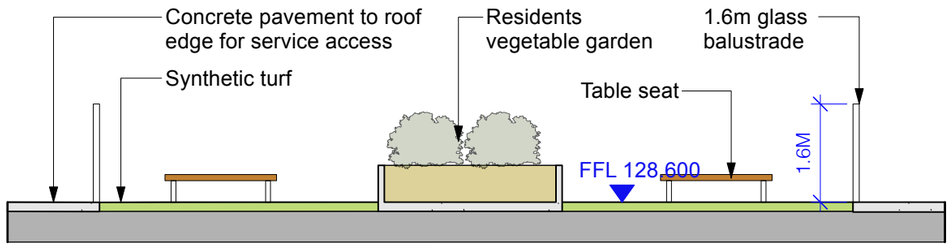

9 **SECTION 9**
Scale: 1:100

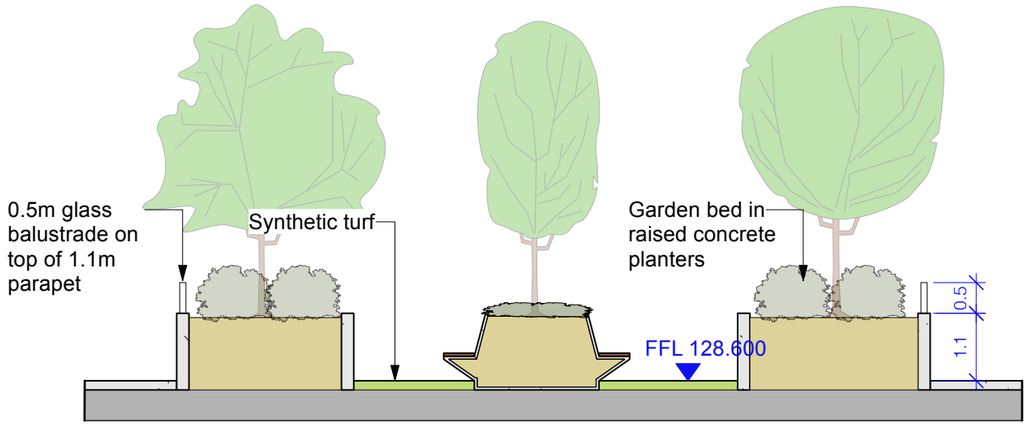

10 **SECTION 10**
Scale: 1:100

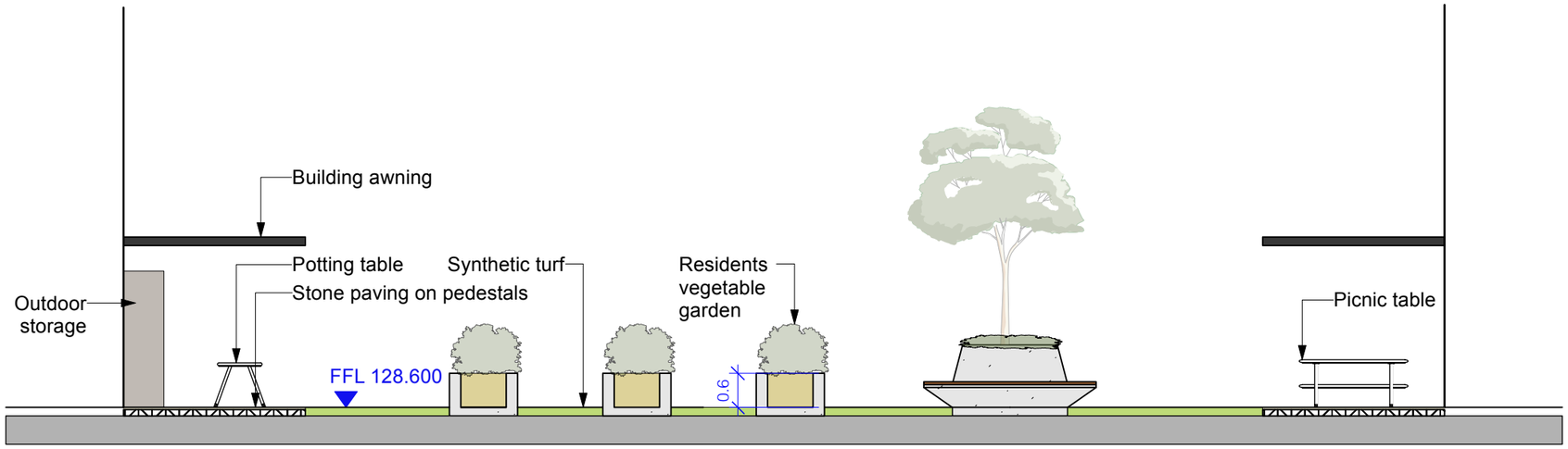

11 **SECTION 11**
Scale: 1:100

KEY PLAN

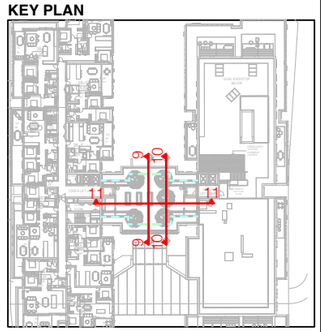

0 1 2 3 4 5 m

N

NewScape
202/30 Kingsway, Cronulla NSW 2230
P: 2 9538 5003
E: info@newscapedesign.com.au
W: www.newscapedesign.com.au

DRAWING NOTES

1. DO NOT SCALE DRAWINGS. WRITTEN DIMENSIONS GOVERN.
2. ALL DIMENSIONS ARE IN MILLIMETRES UNLESS NOTED OTHERWISE.
3. ALL DIMENSIONS SHALL BE VERIFIED ON SITE BEFORE PROCEEDING WITH THE WORK.
4. THIS DRAWING MUST BE READ IN CONJUNCTION WITH ALL RELEVANT CONTRACTS, SPECIFICATIONS AND DRAWINGs.
5. THE LEVELS SHOWN ON THIS PLAN HAVE BEEN BASED ON SURVEY BY GEOFFREY BROWNE, DATED MAY 2015.

THIS DRAWING IS AN UNCONTROLLED COPY. UNLESS NOTED OTHERWISE.

FOR DEVELOPMENT APPLICATION

ISSUE	DESCRIPTION	BY	APP'D	DATE
A	FOR DEVELOPMENT APPLICATION	SS	JN	26/8/2024
B	DRAFT DA FOR REVIEW	EA	JN	9/10/2024
C	DRAFT DA FOR REVIEW	EA	JN	11/10/2024
D	FOR DEVELOPMENT APPLICATION	EA	JN	18/10/2024
E	FOR DEVELOPMENT APPLICATION	EA	JN	21/10/2024
F	FOR DEVELOPMENT APPLICATION	EA	JN	28/10/2024

NORTH

OTHER CONSULTANTS

Studio.SC
Formerly Scott Carver

CLIENT

TULICH
Lifestyle for a lifetime
Tulich (Oran Park) Project Management Pty Ltd

SCALE

PROJECT
Tulich Lifestyle Village, Oran Park

DRAWING TITLE
Sections: Level 9

SCALE	AS SHOWN
STATUS	FOR DEVELOPMENT APPLICATION
DESIGNED/DRAWN	EA
VERIFIED	JN
DATE	28/10/2024
JOB NUMBER	472

DRAWING NUMBER **L-404**

ISSUE **F**

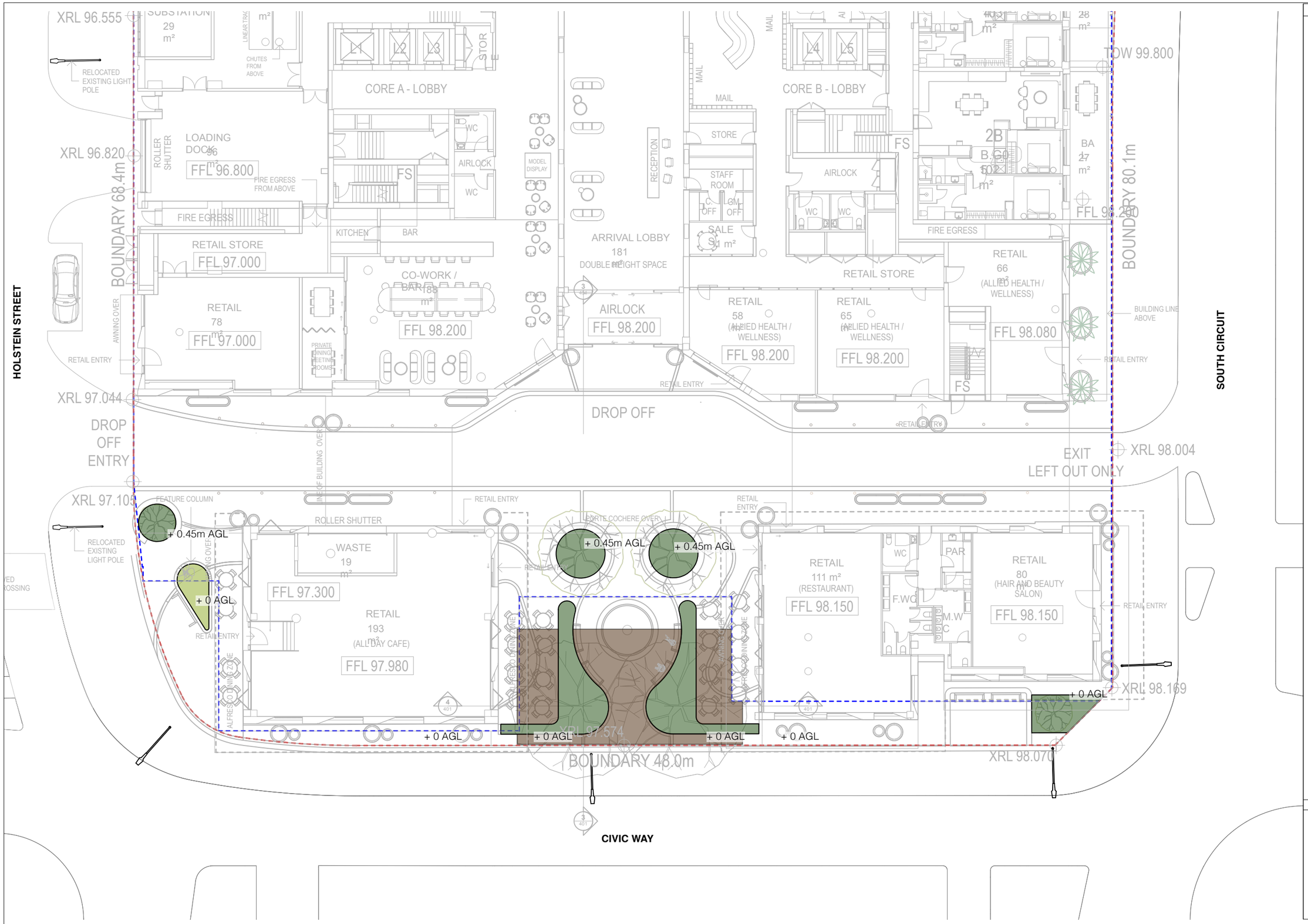

LEGEND & NOTES

Legend

Symbol	Description
	Site boundary
	Soil depth
	1m soil depth
	0.60m soil depth
	0.45m soil depth
	0.30m soil depth
	1m planter (0.45m soil depth)
	Structural soil cell
+ 0 AGL	Height above ground level (AGL)

NOTE:

On ground floor areas, some garden beds have soil depth extending into the ground (below floor level).

On levels 1, 8 and 9, all planting depth is above the floor level (AFL)

KEY PLAN

NewScape

202/30 Kingsway, Cronulla NSW 2230
P: 2 9538 5003
E: info@newscapedesign.com.au
W: www.newscapedesign.com.au

DRAWING NOTES

1. DO NOT SCALE DRAWINGS. WRITTEN DIMENSIONS GOVERN.
2. ALL DIMENSIONS ARE IN MILLIMETRES UNLESS NOTED OTHERWISE.
3. ALL DIMENSIONS SHALL BE VERIFIED ON SITE BEFORE PROCEEDING WITH THE WORK.
4. THIS DRAWING MUST BE READ IN CONJUNCTION WITH ALL RELEVANT CONTRACTS, SPECIFICATIONS AND DRAWINGs.
5. THE LEVELS SHOWN ON THIS PLAN HAVE BEEN BASED ON SURVEY BY GEOFFREY BROWNE, DATED MAY 2015.

THIS DRAWING IS AN UNCONTROLLED COPY. UNLESS NOTED OTHERWISE.

FOR DEVELOPMENT APPLICATION

ISSUE	DESCRIPTION	BY	APP'D	DATE
A	FOR DEVELOPMENT APPLICATION	SS	JN	26/8/2024
~~B~~	~~DRAFT DA FOR REVIEW~~	~~EA~~	~~JN~~	~~9/10/2024~~
C	DRAFT DA FOR REVIEW	EA	JN	11/10/2024
D	FOR DEVELOPMENT APPLICATION	EA	JN	18/10/2024
E	FOR DEVELOPMENT APPLICATION	EA	JN	21/10/2024
F	FOR DEVELOPMENT APPLICATION	EA	JN	28/10/2024

NORTH

OTHER CONSULTANTS

Studio.SC
Formerly Scott Carver

CLIENT

TULICH
Lifestyle for a Lifetime

Tulich (Oran Park)
Project Management Pty Ltd

SCALE
0 1 2 3 4 5 m

PROJECT

Tulich Lifestyle Village, Oran Park

DRAWING TITLE

Soil Depth Plan: Southern Plaza and Western Plaza

SCALE	1:250
STATUS	FOR DEVELOPMENT APPLICATION
DESIGNED/DRAWN	EA
VERIFIED	JN
DATE	28/10/2024
JOB NUMBER	472

DRAWING NUMBER **L-500**

ISSUE **F**

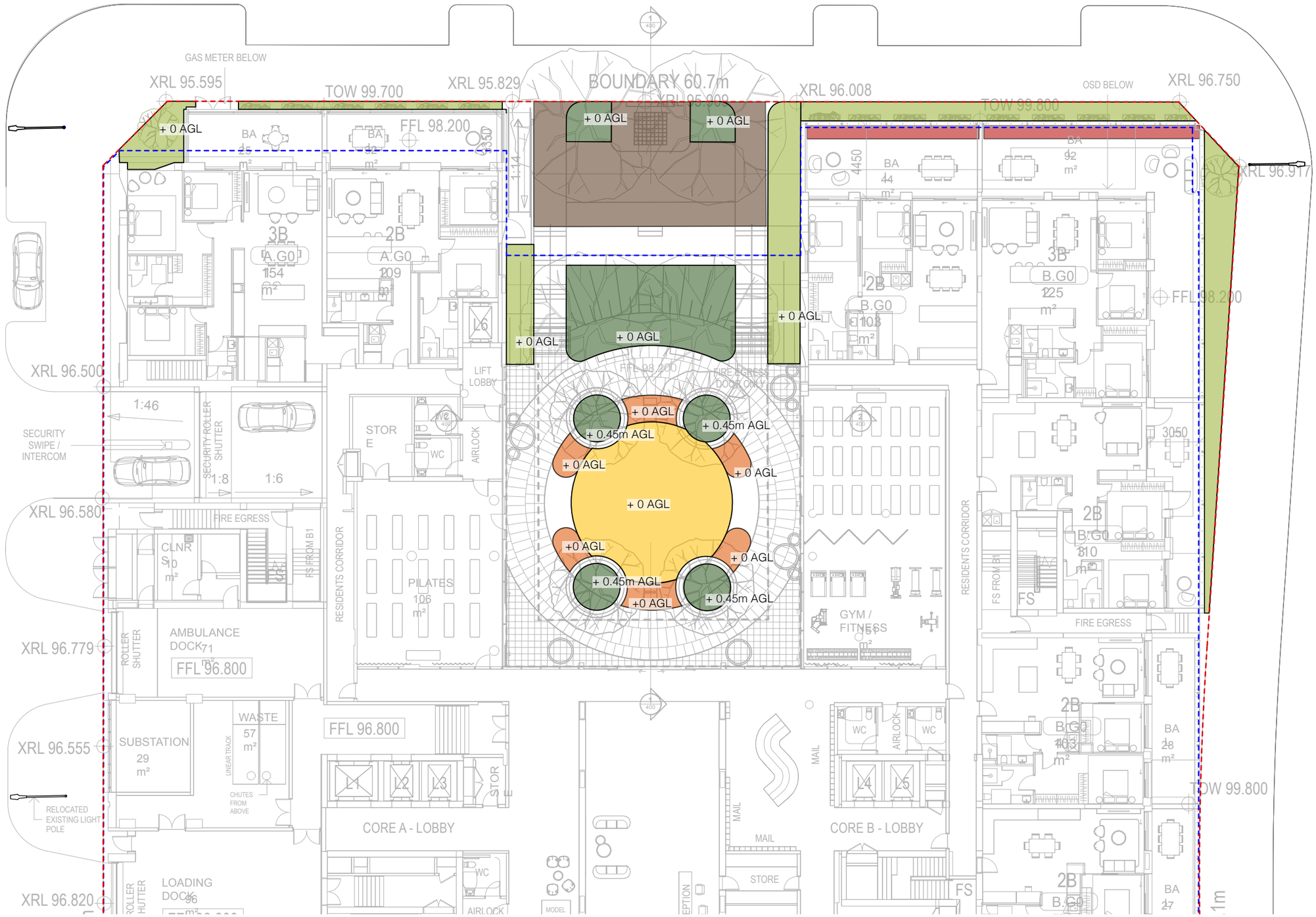

LEGEND & NOTES

Legend

Symbol	Description
	Site boundary
	Soil depth
	1m soil depth
	0.60m soil depth
	0.45m soil depth
	0.30m soil depth
	1m planter (0.45m soil depth)
	Structural soil cell
+ 0 AGL	Height above ground level (AGL)

NOTE:

On ground floor areas, some garden beds have soil depth extending into the ground (below floor level).

On levels 1, 8 and 9, all planting depth is above the floor level (AFL)

KEY PLAN

NewScape

202/30 Kingsway, Cronulla NSW 2230
P: 2 9538 5003
E: info@newscapedesign.com.au
W: www.newscapedesign.com.au

DRAWING NOTES

1. DO NOT SCALE DRAWINGS. WRITTEN DIMENSIONS GOVERN.
2. ALL DIMENSIONS ARE IN MILLIMETRES UNLESS NOTED OTHERWISE.
3. ALL DIMENSIONS SHALL BE VERIFIED ON SITE BEFORE PROCEEDING WITH THE WORK.
4. THIS DRAWING MUST BE READ IN CONJUNCTION WITH ALL RELEVANT CONTRACTS, SPECIFICATIONS AND DRAWINGs.
5. THE LEVELS SHOWN ON THIS PLAN HAVE BEEN BASED ON SURVEY BY GEOFFREY BROWNE, DATED MAY 2015.

THIS DRAWING IS AN UNCONTROLLED COPY. UNLESS NOTED OTHERWISE.

FOR DEVELOPMENT APPLICATION

ISSUE	DESCRIPTION	BY	APP'D	DATE
A	FOR DEVELOPMENT APPLICATION	SS	JN	26/8/2024
~~B~~	~~DRAFT DA FOR REVIEW~~	~~EA~~	~~JN~~	~~9/10/2024~~
C	DRAFT DA FOR REVIEW	EA	JN	11/10/2024
D	FOR DEVELOPMENT APPLICATION	EA	JN	18/10/2024
E	FOR DEVELOPMENT APPLICATION	EA	JN	21/10/2024
F	FOR DEVELOPMENT APPLICATION	EA	JN	28/10/2024
~~G~~	~~FOR DEVELOPMENT APPLICATION~~	~~EA~~	~~JN~~	~~4/11/2024~~
H	FOR DEVELOPMENT APPLICATION	EA	SS	31/1/2025

NORTH

OTHER CONSULTANTS

Studio.SC
Formerly Scott Carver

CLIENT

TULICH
Lifestyle for a lifetime

Tulich (Oran Park)
Project Management Pty Ltd

SCALE
0 1 2 3 4 5 m

PROJECT

Tulich Lifestyle Village, Oran Park

DRAWING TITLE

Soil Depth Plan: Northern Plaza

SCALE	1:250
STATUS	FOR DEVELOPMENT APPLICATION
DESIGNED/DRAWN	EA
VERIFIED	JN
DATE	31/1/2025
JOB NUMBER	472

DRAWING NUMBER **L-501**

ISSUE **H**

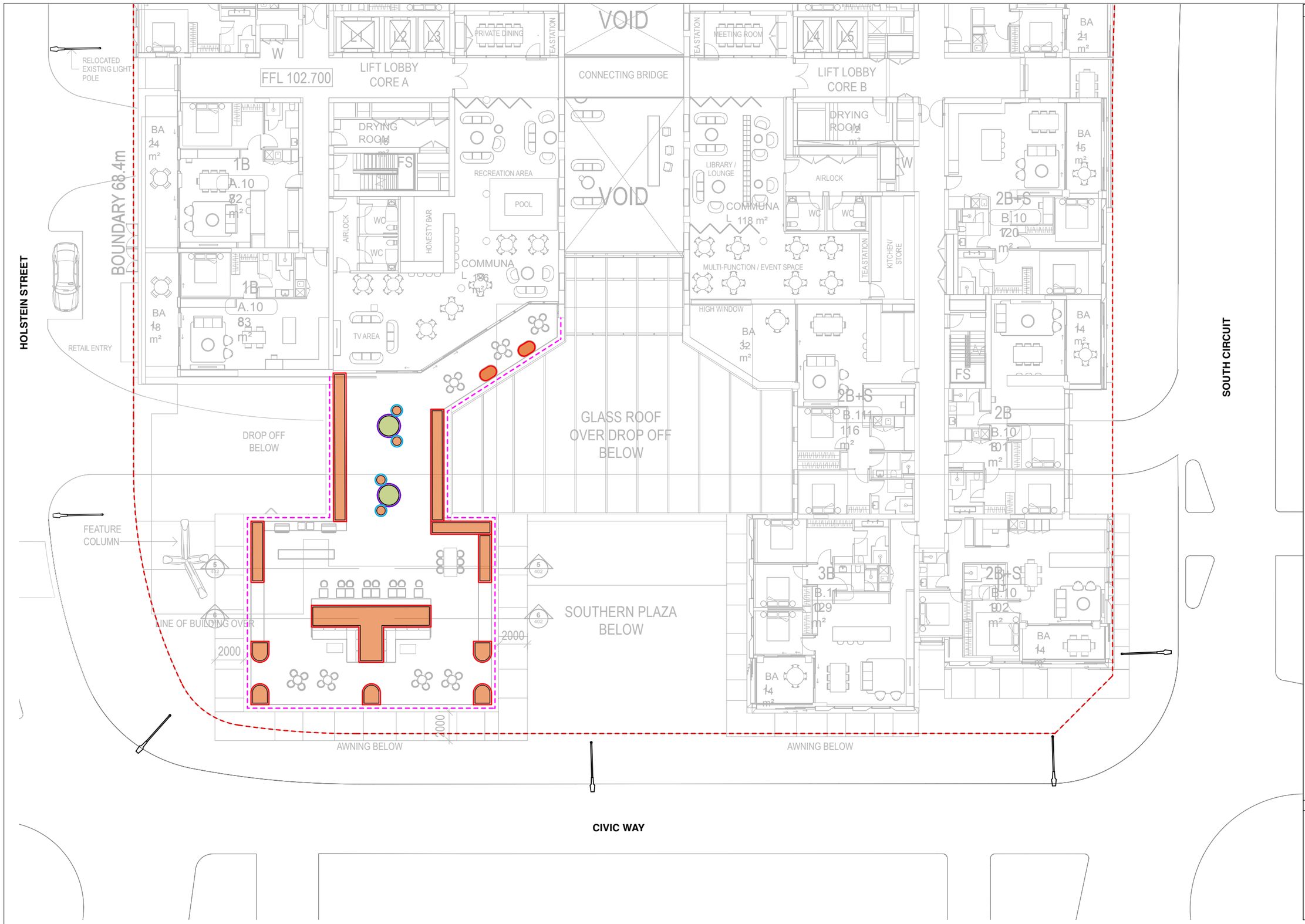

LEGEND & NOTES

Legend

Symbol	Description
	Site boundary
	Soil depth (fill color)
	0.60m soil depth
	0.45m soil depth
+ 0 AFL	Height above floor level (AFL)
	Balustrade height (outline)
	1.1m height
	0.7m height
	0.5m height
	Balustrade height
	0.4m high glass balustrade on top of 1.1m parapet

NOTE:

On ground floor areas, some garden beds have soil depth extending into the ground (below floor level).

On levels 1, 8 and 9, all planting depth is above the floor level (AFL)

KEY PLAN

NewScape

202/30 Kingsway, Cronulla NSW 2230
P: 2 9538 5003
E: info@newscapedesign.com.au
W: www.newscapedesign.com.au

DRAWING NOTES

1. DO NOT SCALE DRAWINGS. WRITTEN DIMENSIONS GOVERN.
2. ALL DIMENSIONS ARE IN MILLIMETRES UNLESS NOTED OTHERWISE.
3. ALL DIMENSIONS SHALL BE VERIFIED ON SITE BEFORE PROCEEDING WITH THE WORK.
4. THIS DRAWING MUST BE READ IN CONJUNCTION WITH ALL RELEVANT CONTRACTS, SPECIFICATIONS AND DRAWINGs.
5. THE LEVELS SHOWN ON THIS PLAN HAVE BEEN BASED ON SURVEY BY GEOFFREY BROWNE, DATED MAY 2015.

THIS DRAWING IS AN UNCONTROLLED COPY. UNLESS NOTED OTHERWISE.

FOR DEVELOPMENT APPLICATION

ISSUE	DESCRIPTION	BY	APP'D	DATE
A	FOR DEVELOPMENT APPLICATION	SS	JN	26/8/2024
B	DRAFT DA FOR REVIEW	EA	JN	9/10/2024
C	DRAFT DA FOR REVIEW	EA	JN	11/10/2024
D	FOR DEVELOPMENT APPLICATION	EA	JN	18/10/2024
E	FOR DEVELOPMENT APPLICATION	EA	JN	21/10/2024
F	FOR DEVELOPMENT APPLICATION	EA	JN	28/10/2024

NORTH

OTHER CONSULTANTS

Studio.SC
Formerly Scott Carver

SCALE

0 1 2 3 4 5 m

CLIENT

TULICH
Lifestyle for a lifetime

Tulich (Oran Park)
Project Management Pty Ltd

PROJECT

Tulich Lifestyle Village, Oran Park

DRAWING TITLE

Soil Depth Plan: Level 1

SCALE	1:250
STATUS	FOR DEVELOPMENT APPLICATION
DESIGNED/DRAWN	EA
VERIFIED	JN
DATE	28/10/2024
JOB NUMBER	472

DRAWING NUMBER **L-502**

ISSUE **F**

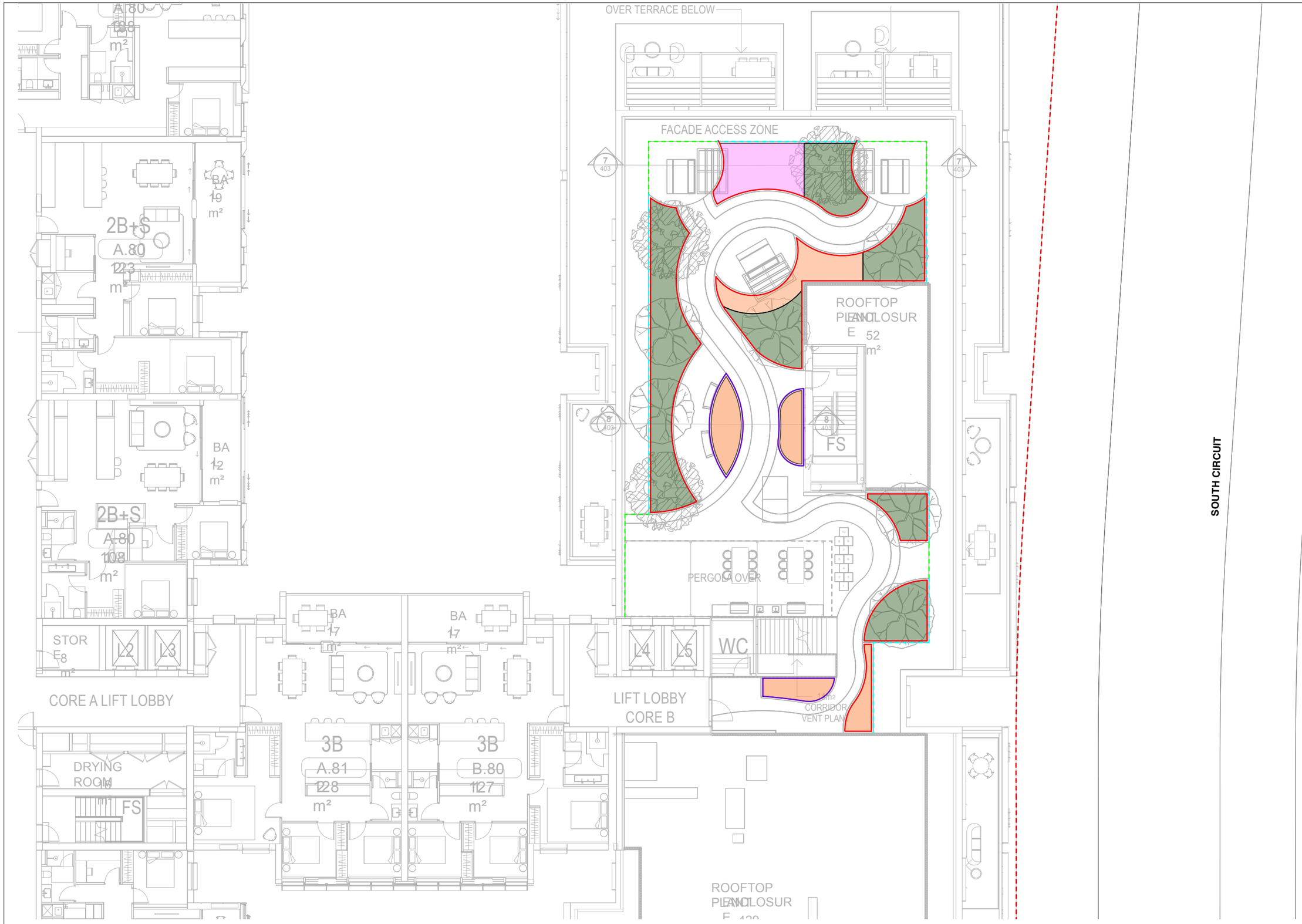

LEGEND & NOTES

Legend

Symbol	Description
	Site boundary
	Soil depth
	1m soil depth
	0.50m soil depth
	0.40m soil depth
+ 0 AFL	Height above floor level (AFL)
	Planter height
	1.1m height
	0.6m height
	Balustrade height
	0.5m high glass balustrade on top of 1.1m parapet
	1.6m high glass balustrade

NOTE:

On ground floor areas, some garden beds have soil depth extending into the ground (below floor level).

On levels 1, 8 and 9, all planting depth is above the floor level (AFL)

KEY PLAN

NewScape
202/30 Kingsway, Cronulla NSW 2230
P: 2 9538 5003
E: info@newscapedesign.com.au
W: www.newscapedesign.com.au

DRAWING NOTES

1. DO NOT SCALE DRAWINGS. WRITTEN DIMENSIONS GOVERN.
2. ALL DIMENSIONS ARE IN MILLIMETRES UNLESS NOTED OTHERWISE.
3. ALL DIMENSIONS SHALL BE VERIFIED ON SITE BEFORE PROCEEDING WITH THE WORK.
4. THIS DRAWING MUST BE READ IN CONJUNCTION WITH ALL RELEVANT CONTRACTS, SPECIFICATIONS AND DRAWINGS.
5. THE LEVELS SHOWN ON THIS PLAN HAVE BEEN BASED ON SURVEY BY GEOFFREY BROWNE, DATED MAY 2015.

THIS DRAWING IS AN UNCONTROLLED COPY. UNLESS NOTED OTHERWISE.

FOR DEVELOPMENT APPLICATION

ISSUE	DESCRIPTION	BY	APP'D	DATE
A	FOR DEVELOPMENT APPLICATION	SS	JN	26/8/2024
B	DRAFT DA FOR REVIEW	EA	JN	9/10/2024
C	DRAFT FOR REVIEW	EA	JN	11/10/2024
D	FOR DEVELOPMENT APPLICATION	EA	JN	18/10/2024
E	FOR DEVELOPMENT APPLICATION	EA	JN	21/10/2024
F	FOR DEVELOPMENT APPLICATION	EA	JN	28/10/2024

NORTH

OTHER CONSULTANTS

Studio.SC
Formerly Scott Carver

CLIENT

TULICH
Lifestyle for a Lifetime

Tulich (Oran Park)
Project Management Pty Ltd

SCALE

0 1 2 3 4 5 m

PROJECT

Tulich Lifestyle Village, Oran Park

DRAWING TITLE

Soil Depth Plan: Level 8

SCALE	1:200
STATUS	FOR DEVELOPMENT APPLICATION
DESIGNED/DRAWN	EA
VERIFIED	JN
DATE	28/10/2024
JOB NUMBER	472

DRAWING NUMBER **L-503**

ISSUE **F**

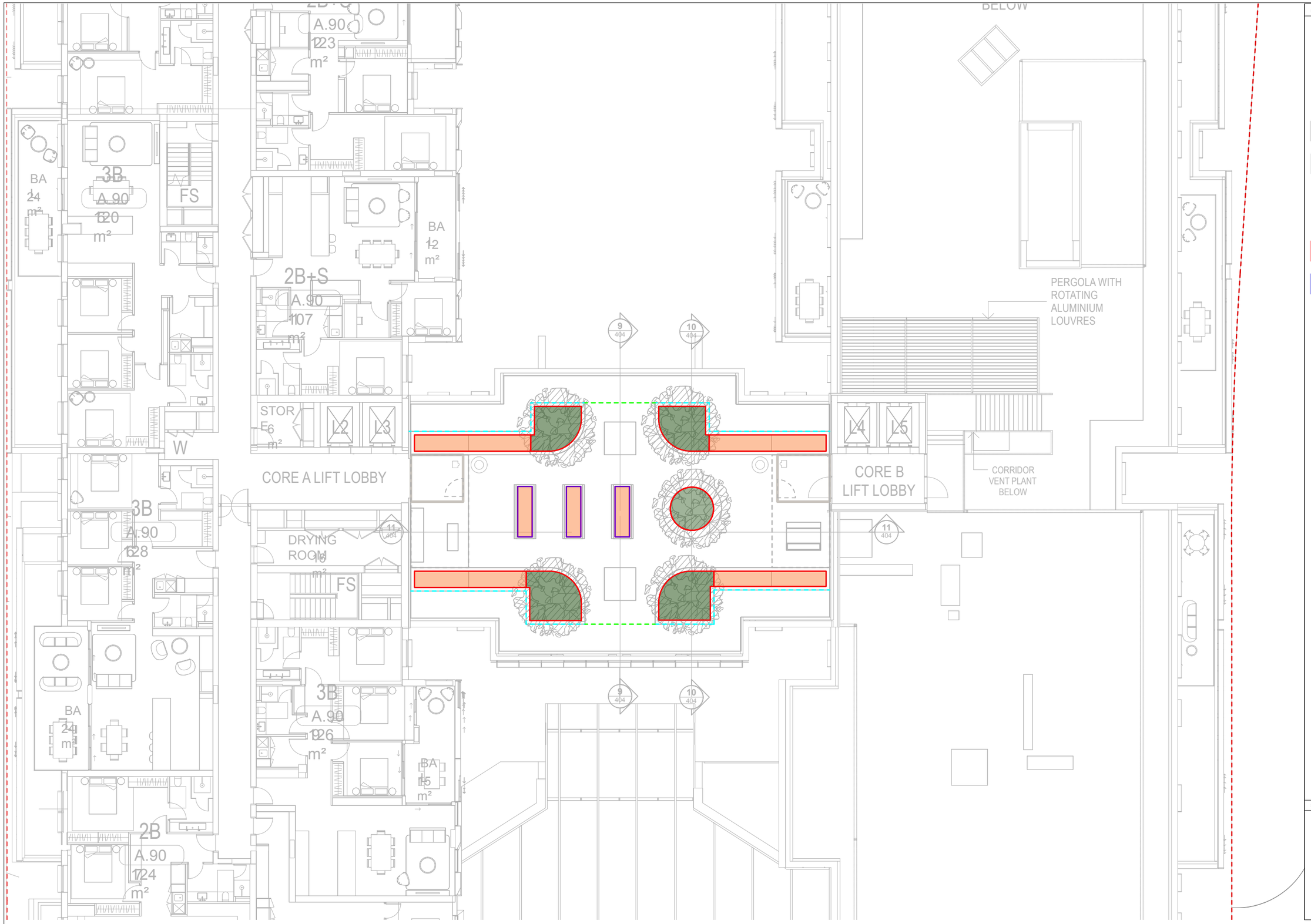

LEGEND & NOTES

Legend

Symbol	Description
	Site boundary
	Soil depth
	1m soil depth
	0.50m soil depth
+ 0 AFL	Height above floor level (AFL)
	Planter height
	1.1m height
	0.6m height
	Balustrade height
	0.5m high glass balustrade on top of 1.1m parapet
	1.6m high glass balustrade

NOTE:

On ground floor areas, some garden beds have soil depth extending into the ground (below floor level).

On levels 1, 8 and 9, all planting depth is above the floor level (AFL)

KEY PLAN

NewScape
202/30 Kingsway, Cronulla NSW 2230
P: 2 9538 5003
E: info@newscapedesign.com.au
W: www.newscapedesign.com.au

DRAWING NOTES

1. DO NOT SCALE DRAWINGS. WRITTEN DIMENSIONS GOVERN.
2. ALL DIMENSIONS ARE IN MILLIMETRES UNLESS NOTED OTHERWISE.
3. ALL DIMENSIONS SHALL BE VERIFIED ON SITE BEFORE PROCEEDING WITH THE WORK.
4. THIS DRAWING MUST BE READ IN CONJUNCTION WITH ALL RELEVANT CONTRACTS, SPECIFICATIONS AND DRAWINGs.
5. THE LEVELS SHOWN ON THIS PLAN HAVE BEEN BASED ON SURVEY BY GEOFFREY BROWNE, DATED MAY 2015.

THIS DRAWING IS AN UNCONTROLLED COPY. UNLESS NOTED OTHERWISE.

FOR DEVELOPMENT APPLICATION

ISSUE	DESCRIPTION	BY	APP'D	DATE
A	FOR DEVELOPMENT APPLICATION	SS	JN	26/8/2024
B	DRAFT DA FOR REVIEW	EA	JN	9/10/2024
C	DRAFT DA FOR REVIEW	EA	JN	11/10/2024
D	FOR DEVELOPMENT APPLICATION	EA	JN	18/10/2024
E	FOR DEVELOPMENT APPLICATION	EA	JN	21/10/2024
F	FOR DEVELOPMENT APPLICATION	EA	JN	28/10/2024

NORTH

OTHER CONSULTANTS

Studio.SC
Formerly Scott Carver

SCALE

0 1 2 3 4 5 m

CLIENT

TULICH
Lifestyle for a lifetime

Tulich (Oran Park)
Project Management Pty Ltd

PROJECT

Tulich Lifestyle Village, Oran Park

DRAWING TITLE

Soil Depth Plan: Level 9

SCALE	1:200
STATUS	FOR DEVELOPMENT APPLICATION
DESIGNED/DRAWN	EA
VERIFIED	JN
DATE	28/10/2024
JOB NUMBER	472

DRAWING NUMBER **L-504**

ISSUE **F**

TULICH ORAN PARK

SCHEMATIC DESIGN
CIVIL ENGINEERING PACKAGE

LOCALITY PLAN

SOURCE : NEARMAP.COM.AU (©2021)

CIVIL DRAWING SCHEDULE

DWG No.	DRAWING TITLE
C01.01	COVER SHEET, DRAWING SCHEDULE AND LOCALITY PLAN
C01.11	SPECIFICATION NOTES
C02.01	SEDIMENT AND SOIL EROSION CONTROL PLAN
C02.11	SEDIMENT AND SOIL EROSION CONTROL DETAILS
C03.01	BULK EARTHWORKS CUT AND FILL PLAN
C04.01	SITEWORKS AND STORMWATER MANAGEMENT PLAN
C05.21	STORMWATER DETAILS
C05.41	STORMWATER CATCHMENT PLAN

DESIGNED: D.WEERAMANTHRIE JOB MANAGER: N.SUTHERLAND VERIFIER:

DRAWN: R.GILL

NOT FOR CONSTRUCTION

REVISION	DESCRIPTION	ISSUED	VER'D	APP'D	DATE
01	ISSUED FOR DA	JM		NS	18.10.24
02	ISSUED FOR DA	UM		DW	25.10.24

CLIENT
TULICH PTY LTD

DRAWING NOT TO BE USED FOR CONSTRUCTION UNLESS VERIFICATION SIGNATURE HAS BEEN ADDED

ARCHITECT
Studio.SC
STUDIO.SC
A: Level 1, 1 Chifley Square Sydney
NSW 2000 Australia
www.studiosc.com.au
+61 2 9957 3988
thomsonadsett.com

THE COPYRIGHT OF THIS DRAWING REMAINS WITH NORTHROP CONSULTING ENGINEERS PTY LTD

ALL DIMENSIONS TO BE VERIFIED ON SITE BEFORE COMMENCING WORK.
NORTHROP ACCEPTS NO RESPONSIBILITY FOR THE USABILITY, COMPLETENESS OR SCALE OF DRAWINGS TRANSFERRED ELECTRONICALLY.
THIS DRAWING MAY HAVE BEEN PREPARED USING COLOUR, AND MAY BE INCOMPLETE IF COPIED TO BLACK & WHITE

NORTHROP
Sydney
Level 11 345 George Street, Sydney NSW 2000
Ph (02) 9241 4188 Fax (02) 9241 4324
Email sydney@northrop.com.au ABN 81 094 433 100

PROJECT
TULICH ORAN PARK
1 CIVIC WAY ORAN PARK, NSW, 2570

DRAWING TITLE
CIVIL ENGINEERING PACKAGE
COVER SHEET, DRAWING SCHEDULE AND LOCALITY PLAN

JOB NUMBER **241823**
DRAWING NUMBER **C01.01**
REVISION **02**
DRAWING SHEET SIZE = A1

Found - O:\1 Current Jobs\Projects\241823 - Tulich Oran Park\Civil\C Drawings\A Working\P-\241823_C01.01.dwg

NOTE: ALL CIVIL ENGINEERING CONSTRUCTION WORKS TO BE CARRIED OUT IN ACCORDANCE WITH CAMDEN COUNCIL DEVELOPMENT GUIDELINES. THE AFOREMENTIONED GUIDELINES INCLUSIVE OF ALL SPECIFICATIONS TAKE PRECEDENCE OVER NOTES PROVIDED BELOW.

GENERAL NOTES

THESE DRAWINGS SHALL BE READ IN CONJUNCTION WITH OTHER CONSULTANTS' DRAWINGS AND SPECIFICATIONS AND WITH OTHER SUCH WRITTEN INSTRUCTIONS AS MAY BE ISSUED DURING THE COURSE OF THE CONTRACT. ANY DISCREPANCY SHALL BE REFERRED TO THE ENGINEER BEFORE PROCEEDING WITH THE WORK.

ALL DIMENSIONS ARE IN MILLIMETRES & ALL LEVELS ARE IN METRES, UNO (UNLESS NOTED OTHERWISE).

NO DIMENSION SHALL BE OBTAINED BY SCALING THE DRAWINGS.

ALL LEVELS AND SETTING OUT DIMENSIONS SHOWN ON THE DRAWINGS SHALL BE CHECKED ON SITE PRIOR TO THE COMMENCEMENT OF THE WORK.

DETAIL SURVEY DATA WAS SUPPLIED BY BEVERIDGE WILLIAMS,
REF. NUMBER: 10202TC(C)
DRAWING TITLE: 10202TC(C)-DET
REVISION DATE: 15.05.24
REVISION NUMBER: B
GEOCENTRIC DATUM OF AUSTRALIA: MGA2020
SURVEYOR: AR
APPROVED: AR

EXISTING SERVICES WHERE SHOWN HAVE BEEN PLOTTED FROM SUPPLIED DATA AND SUCH THEIR ACCURACY CAN NOT BE GUARANTEED. IT IS THE RESPONSIBILITY OF THE CONTRACTOR TO ESTABLISH THE LEVEL OF ALL EXISTING SERVICES PRIOR TO THE COMMENCEMENT OF WORK.

ON COMPLETION OF STORMWATER INSTALLATION, ALL DISTURBED AREAS MUST BE RESTORED TO ORIGINAL CONDITION, INCLUDING KERBS, FOOTPATHS, CONCRETE AREAS, GRAVEL AND GRASSED AREAS AND ROAD PAVEMENTS, UNLESS DIRECTED OTHERWISE.

ALL STORMWATER MANAGEMENT MEASURES SHOWN ON THIS DRAWING HAVE BEEN PREPARED FOR DEVELOPMENT APPLICATION PURPOSES TO DEMONSTRATE FEASIBILITY. ALL MEASURES WILL BE SUBJECT TO DETAIL DESIGN AT THE CONSTRUCTION CERTIFICATE STAGE AND MAY BE SUBJECT TO VARIATION PROVIDED THAT THE DESIGN INTENT IS MAINTAINED.

ACCESS AND SAFETY

1. THE CONTRACTOR SHALL COMPLY WITH ALL STATUTORY AND INDUSTRIAL REQUIREMENTS FOR PROVISION OF A SAFE WORKING ENVIRONMENT INCLUDING TRAFFIC CONTROL.
2. THE CONTRACTOR SHALL PROVIDE TRAFFIC MANAGEMENT PLANS FOR THE PROPOSED WORKS COMPLETED BY A SUITABLY QUALIFIED PERSON AND APPROVED BY COUNCIL / REGULATORY AUTHORITY. WORK IS NOT TO COMMENCE ON SITE PRIOR TO APPROVAL OF TRAFFIC MANAGEMENT SCHEME.
3. THE CONTRACTOR SHALL ENSURE THAT AT ALL TIMES ACCESS TO BUILDINGS ADJACENT THE WORKS IS NOT DISRUPTED.
4. WHERE NECESSARY THE CONTRACTOR SHALL PROVIDE SAFE PASSAGE OF VEHICLES AND/OR PEDESTRIANS THROUGH OR BY THE SITE.
5. THE CONTRACTOR SHALL ENSURE PUBLIC ACCESS EXTERNAL TO THE SITE IS IN ACCORDANCE WITH COUNCILS / AUTHORITY / SITE MANAGERS REQUIREMENTS.

SEDIMENT AND SOIL EROSION

1. THE SEDIMENT & EROSION CONTROL PLAN PRESENTS CONCEPTS ONLY. THE CONTRACTOR SHALL AT ALL TIMES BE RESPONSIBLE FOR THE ESTABLISHMENT & MANAGEMENT OF A DETAILED SCHEME MEETING COUNCILS AND OTHER REGULATORY AUTHORITY REQUIREMENTS AND MAKE PAYMENT OF ALL FEES.
2. THE CONTRACTOR SHALL INSTIGATE ALL SEDIMENT AND EROSION CONTROL MEASURES IN ACCORDANCE WITH STATUTORY REQUIREMENTS AND IN PARTICULAR THE 'BLUE BOOK' (MANAGING URBAN STORMWATER SOILS AND CONSTRUCTION), PRODUCED BY LANDCOM AND COUNCILS POLICIES. THESE MEASURES ARE TO BE INSPECTED AND MAINTAINED ON A DAILY BASIS.
3. THE CONTRACTOR SHALL ENSURE THAT ALL SOIL AND WATER MANAGEMENT WORKS ARE LOCATED AS INSTRUCTED IN THE DRAWINGS AND ADHERE TO ALL REGULATORY AUTHORITY REQUIREMENTS.
4. THE CONTRACTOR SHALL INFORM ALL SUB CONTRACTORS OF THEIR RESPONSIBILITIES IN MINIMISING THE POTENTIAL FOR SOIL EROSION AND POLLUTION TO DOWNSTREAM LANDS AND WATERWAYS.
5. WHERE PRACTICAL, THE SOIL EROSION HAZARD ON THE SITE SHALL BE KEPT AS LOW AS POSSIBLE. TO THIS END, WORKS SHOULD BE UNDERTAKEN IN THE FOLLOWING SEQUENCE;
   - 5.1. CONSTRUCT TEMPORARY STABILISED SITE ACCESS INCLUSIVE OF SHAKE DOWN / WASH PAD.
   - 5.2. INSTALL ALL TEMPORARY SEDIMENT FENCES AND BARRIER FENCES. WHERE FENCES ADJACENT EACH OTHER, THE SEDIMENT FENCE CAN BE INCORPORATED INTO THE BARRIER FENCE.
   - 5.3. INSTALL SEDIMENT CONTROL MEASURES AS OUTLINED ON THE APPROVED PLANS.
6. UNDERTAKE SITE DEVELOPMENT WORKS SO THAT LAND DISTURBANCE IS CONFINED TO AREAS OF MINIMUM WORKABLE SIZE.
7. AT ALL TIMES AND IN PARTICULAR DURING WINDY AND DRY WEATHER, LARGE UNPROTECTED AREAS WILL BE STABILISED / KEPT MOIST (NOT WET) TO KEEP DUST UNDER CONTROL ENSURING CONFORMITY TO REGULATORY AUTHORITY REQUIREMENTS.
8. ANY SAND USED IN THE CONCRETE CURING PROCESS (SPREAD OVER THE SURFACE) SHALL BE REMOVED AS SOON AS POSSIBLE AND WITHIN 10 WORKING DAYS FROM PLACEMENT.
9. WATER SHALL BE PREVENTED FROM ENTERING THE PERMANENT DRAINAGE SYSTEM UNLESS THE CATCHMENT AREA HAS BEEN STABILISED AND/OR ANY LIKELY SEDIMENT BEEN FILTERED OUT.
10. TEMPORARY SOIL AND WATER MANAGEMENT STRUCTURES SHALL BE REMOVED ONLY AFTER THE LANDS THEY ARE PROTECTING ARE STABILISED / REHABILITATED.
11. ALLOW FOR GRASS STABILISATION OF EXPOSED AREAS, OPEN CHANNELS AND ROCK BATTERS DURING ALL PHASES OF CONSTRUCTION.
12. EROSION AND SEDIMENT CONTROL MEASURES SHALL BE INSPECTED TO ENSURE THAT THEY OPERATE EFFECTIVELY. REPAIRS AND/OR MAINTENANCE SHALL BE UNDERTAKEN REGULARLY AND AS REQUIRED, PARTICULARLY FOLLOWING RAIN EVENTS.
13. RECEPTORS FOR CONCRETE AND MORTAR SLURRIES, PAINTS, ACID WASHINGS, LIGHT-WEIGHT WASTE MATERIALS AND LITTER SHALL BE DISPOSED OF IN ACCORDANCE WITH REGULATORY AUTHORITY REQUIREMENTS. CONTRACTOR TO PAY ALL FEES AND PROVIDE EVIDENCE OF SAFE DISPOSAL.
14. IF A TEMPORARY SEDIMENT BASIN IS REQUIRED, ENSURE SAFE BATTER SLOPES IN ACCORDANCE WITH THE GEOTECHNICAL REPORT. MAINTAIN ADEQUATE STORAGE VOLUME IN ACCORDANCE WITH PLANS. TEMPORARY PUMP 'CLEAN FLOCCULATED' WATER TO AUTHORITIES STORMWATER SYSTEM. ENSURE WHOLE DISTURBED SITE RUN-OFF IS DIRECTED TO TEMPORARY SEDIMENT BASIN.

STORMWATER DRAINAGE

1. ALL DRAINAGE LINES SHALL BE UPVC (CLASS SN4) SEWER GRADE DRAINAGE PIPE, U.N.O.
2. ALL DRAINAGE LINES SHALL BE LAID AT 1% MIN. FALL, UNO.
3. ALL LEVELS ARE AUSTRALIAN HEIGHT DATUM (AHD).
4. ALL DOWNPIPES GUTTERS TO BE DESIGNED IN ACCORDANCE WITH AS/NZS 3500.3.2 - 2003 'STORMWATER' DRAINAGE.
5. THE STORMWATER DRAINAGE DESIGN HAS BEEN CARRIED OUT IN ACCORDANCE WITH AS/NZS 3500.3.2-2003 'STORMWATER' DRAINAGE.
6. ANY VARIATIONS TO THE NOMINATED LEVELS SHALL BE REFERRED TO ENGINEER IMMEDIATELY.
7. SUBSOIL DRAINAGE SHALL BE PROVIDED TO ALL RETAINING WALLS & EMBANKMENTS, WITH THE LINES FEEDING INTO THE STORMWATER DRAINAGE SYSTEM.
8. ALL GRATES TO BE GALVANISED STEEL WITH HINGES AND CHILD PROOF LOCK.
9. ALL GRATES TO BE HEEL SAFE WITHIN AGED CARE DEVELOPMENTS.
10. THE STORMWATER DRAINAGE IS DESIGNED IN ACCORDANCE WITH COUNCILS STORMWATER CODE.

RAINWATER RE-USE

1. PROVIDE RAINWATER RE-USE SYSTEM TO SUPPLY WATER FOR TOILET FLUSHING.
2. GUTTER GUARD TO BE INSTALLED ON ALL EAVES GUTTERS.
3. A PERMANENT SIGN IS TO BE LOCATED IN THE VICINITY OF THE TANK STATING THE WATER IS "NON POTABLE WATER" WITH APPROPRIATE HAZARD IDENTIFICATION.
4. PIPEWORK USED FOR RAINWATER SERVICES SHALL BE COLOURED LILAC IN ACCORDANCE WITH AS1345.
5. ALL VALVES AND APERTURES SHALL BE CLEARLY AND PERMANENTLY LABELLED WITH SAFETY SIGNS TO COMPLY WITH AS1319.
6. RAINWATER TANK RETICULATION SYSTEM AND MAINS WATER BYPASS ARRANGEMENT TO BE INSTALLED IN ACCORDANCE WITH AS/NZS 3500.1.2-2003 AND THE NSW CODE OF PRACTICE : PLUMBING AND DRAINING.
7. A FIRST FLUSH FILTRATION DEVICE IS TO BE PROVIDED AT RAINWATER TANK.

CONCEPT SOIL & WATER MANAGEMENT

1. ALL WORK IS TO BE CARRIED OUT IN ACCORDANCE WITH RELEVANT ORDINANCES AND REGULATIONS; NOTE IN PARTICULAR THE REQUIREMENTS OF LANDCOMS MANAGING URBAN STORMWATER, SOILS AND CONSTRUCTION' (THE 'BLUE BOOK'). THIS SOIL AND WATER MANAGEMENT PLAN DETAILS THE ACTIONS TO BE TAKEN FOR THE MANAGEMENT AND DEWATERING OF STORMWATER DURING CONSTRUCTION OF THE PROPOSED BUILDING.
2. INSTALL SEDIMENT PROTECTION FILTERS ON ALL NEW AND EXISTING STORMWATER INLET PITS IN ACCORDANCE WITH EITHER THE MESH AND GRAVEL INLET FILTER DETAIL SD6-11 OR THE GEOTEXTILE INLET FILTER DETAIL SD6-12 OF THE 'BLUE BOOK'.
3. ESTABLISH ALL REQUIRED SEDIMENT FENCES IN ACCORDANCE WITH DETAIL SD6-8 OF THE 'BLUE BOOK'.
4. INSTALL SEDIMENT FENCING AROUND INDIVIDUAL BUILDING ZONES/AREAS AS REQUIRED AND AS DIRECTED BY THE SUPERINTENDENT.
5. ALL TRENCHES INCLUDING ALL SERVICE TRENCHES AND SWALE EXCAVATION SHALL BE SIDE-CAST TO THE HIGH SIDE AND CLOSED AT THE END OF EACH DAYS WORK.
6. THE CONTRACTOR SHALL ENSURE THAT ALL VEGETATION (TREE, SHRUB & GROUND COVER) WHICH IS TO BE RETAINED SHALL BE PROTECTED DURING THE DURATION OF CONSTRUCTION. REFER ARCHITECTS PLANS FOR TREES TO BE KEPT.
7. ALL VEGETATION TO BE REMOVED SHALL BE MULCHED ONSITE AND SPREAD/STOCKPILED AS DIRECTED BY THE SUPERINTENDENT.
8. STRIP TOPSOIL IN AREAS DESIGNATED FOR STRIPPING AND STOCKPILE FOR RE-USE AS REQUIRED. ANY SURPLUS MATERIAL SHALL BE REMOVED FROM SITE AND DISPOSED OF IN ACCORDANCE WITH EPA GUIDELINES.
9. CONSTRUCT AND MAINTAIN ALL MATERIAL STOCKPILES IN ACCORDANCE WITH DETAIL SD4-1 OF THE 'BLUE BOOK' (INCLUDING CUT-OFF SWALES TO THE HIGH SIDE AND SEDIMENT FENCES TO THE LOW SIDE).
10. ENSURE STOCKPILES DO NOT EXCEED 2.0m HIGH. PROVIDE WIND AND RAIN EROSION PROTECTION AS REQUIRED IN ACCORDANCE WITH THE 'BLUE BOOK'.
11. PROVIDE WATER TRUCKS OR SPRINKLER DEVICES DURING CONSTRUCTION AS REQUIRED TO SUPPRESS DUST.
12. ONCE CUT/FILL OPERATIONS HAVE BEEN FINALIZED ALL DISTURBED AREAS THAT ARE NOT BEING WORKED ON SHALL BE RE-VEGETATED AS SOON AS IS PRACTICAL.
13. THE CONTRACTOR SHALL BE RESPONSIBLE FOR KEEPING A DETAILED WRITTEN RECORD OF ALL EROSION & SEDIMENT CONTROLS ON-SITE DURING THE CONSTRUCTION PERIOD. THIS RECORD SHALL BE UPDATED ON A DAILY BASIS & SHALL CONTAIN DETAILS ON THE CONDITION OF CONTROLS AND ANY/ ALL MAINTENANCE, CLEANING & BREACHES. THIS RECORD SHALL BE KEPT ON-SITE AT ALL TIMES AND SHALL BE MADE AVAILABLE FOR INSPECTION BY THE PRINCIPAL CERTIFYING AUTHORITY AND THE SUPERINTENDENT DURING NORMAL WORKING HOURS.
14. GROUNDWATER SEEPAGE RATES AND QUALITY TO BE MONITORED AND TREATED IF REQUIRED DURING CONSTRUCTION IN ACCORDANCE WITH REQUIREMENTS OF SUPERVISING GEOTECHNICAL ENGINEER.

EARTHWORKS

1. AT THE COMMENCEMENT OF FILLING OPERATIONS FOR BULK EARTHWORKS A GEOTECHNICAL ENGINEER IS TO VISIT THE SITE & CONFIRM THE SUITABILITY OF THE METHODOLOGY OF ACHIEVING THE REQUIRED COMPACTION EARTHWORKS REQUIREMENTS.
2. STRIP TOPSOIL, VEGETABLE MATTER AND RUBBLE TO EXPOSE NATURALLY OCCURRING MATERIAL AND STOCKPILE ON SITE AS DIRECTED BY THE SUPERINTENDENT.
3. WHERE FILLING IS REQUIRED TO ACHIEVE DESIGN SUBGRADE, PROOF ROLL EXPOSED NATURAL SURFACE WITH A MINIMUM OF TEN PASSES OF A VIBRATING ROLLER (MINIMUM STATIC WEIGHT OF 10 TONNES) IN THE PRESENCE OF THE SUPERINTENDENT OR CERTIFYING ENGINEER.
4. THE CONTRACTOR IS TO ALLOW FOR A SUITABLY QUALIFIED GEOTECHNICAL ENGINEER TO PROVIDE ADVICE AND CERTIFICATION OF ANY WORKS ASSOCIATED WITH TREATING OR MANAGING UNSUITABLE GROUND CONDITIONS THROUGHOUT THE CONTRACT (e.g. STABILITY OF EXCAVATIONS, POOR SUBGRADE, THE EXISTING QUARRY AREA etc).
5. ALL SOFT, WET OR UNSUITABLE MATERIAL IS TO BE REMOVED AS DIRECTED BY THE SUPERINTENDENT AND REPLACED WITH APPROVED MATERIAL SATISFYING THE REQUIREMENTS BELOW.
6. PROVIDE CERTIFICATES VERIFYING THE QUALITY OF IMPORTED MATERIAL FOR THE SUPERINTENDENTS APPROVAL.
7. ALL FILL MATERIAL SHALL BE PLACED IN MAXIMUM 200mm THICK LAYERS (LOOSE) AND COMPACTED AT OPTIMUM MOISTURE CONTENT (+ OR - 2%) TO ACHIEVE A DRY DENSITY DETERMINED IN ACCORDANCE WITH AS1289.2.1.1, AS1289.5.7.1 AND AS1289.5.8.8 OF NOT LESS THAN THE FOLLOWING STANDARD MINIMUM DRY DENSITY;

LOCATION	COMPACTION REQUIREMENT
LANDSCAPED AREAS	98% SMDD
ROADS	100% SMDD (IN ACCORDANCE WITH COUNCIL SPECIFICATIONS)
PAVED AREAS	100% SMDD (IN ACCORDANCE WITH COUNCIL SPECIFICATIONS)

8. TESTING OF THE SUBGRADE SHALL BE CARRIED OUT BY AN APPROVED N.A.T.A. REGISTERED LABORATORY AT THE CONTRACTORS EXPENSE UNLESS AGREED DIFFERENTLY WITH THE PRINCIPAL.
9. ALLOW THE FOLLOWING COMPACTION TESTING BY N.A.T.A. REGISTERED LABORATORY FOR PLATFORMS AND FILL LAYERS IN ACCORDANCE WITH THE LATEST VERSION OF AS3798. (MINIMUM 3 TESTS PER LAYER) OR 1 TEST PER MATERIAL TYPE PER 2500sq.m OR 1 TEST.
10. WHERE TEST RESULTS ARE BELOW THE SPECIFIED COMPACTION, RECOMPACT (TYNING FIRST AS NECESSARY) AND RETEST UNTIL SPECIFIED COMPACTION STANDARDS ARE ACHIEVED, OTHERWISE SUBGRADE REPLACEMENT IS REQUIRED IF COMPACTION STANDARDS ARE NOT ACHIEVED.
11. ALLOW FOR EXCAVATION IN ALL MATERIALS AS FOUND U.N.O. NO ADDITIONAL PAYMENTS WILL BE MADE FOR EXCAVATION IN WET OR HARD GROUND.
12. WHERE THERE IS INSUFFICIENT EXCAVATED MATERIAL SUITABLE FOR FILLING OR SUBGRADE REPLACEMENT, THE CONTRACTOR IS TO ALLOW TO IMPORT FILL. IMPORTED FILL SHALL COMPLY WITH THE FOLLOWING;
   - 12.1. BE OF VIRGIN EXCAVATED NATURAL MATERIAL OR
   - 12.2. CONTRACTOR TO PROVIDE EVIDENCE IMPORT IS SUITABLE FOR USE
   - 12.3. PLASTICITY INDEX BETWEEN 2-15% AND CBR > 8
   - 12.4. FREE FROM ORGANIC AND PERISHABLE MATTER
   - 12.5. MAXIMUM SIZE 50mm, PASSING 75 MICRON SIEVE (<25%)
13. THE CONTRACTOR SHALL PROGRAM THE EARTHWORKS OPERATION SO THAT THE WORKING AREAS ARE ADEQUATELY DRAINED DURING THE PERIOD OF CONSTRUCTION. THE SURFACE SHALL BE GRADED AND SEALED OFF TO REMOVE DEPRESSIONS, ROLLERS MARKS AND SIMILAR WHICH WOULD ALLOW WATER TO POND AND PENETRATE THE UNDERLYING MATERIAL. ANY DAMAGE RESULTING FROM THE CONTRACTOR NOT OBSERVING THESE REQUIREMENTS SHALL BE RECTIFIED AT THEIR COST.
14. IT IS THE RESPONSIBILITY OF THE CONTRACTOR TO ENSURE AND MAINTAIN THE INTEGRITY OF ALL SERVICES, CONDUITS AND PIPES DURING CONSTRUCTION, SPECIFICALLY DURING THE BACKFILLING AND COMPACTION PROCEDURE. ANY AND ALL DAMAGE TO NEW OR EXISTING SERVICES AS A RESULT OF THESE WORKS SHALL BE REPAIRED BY THE CONTRACTOR AT NO ADDITIONAL COST.

DEEP EXCAVATIONS

15. PRIOR TO THE COMMENCEMENT OF EXCAVATION WORKS GREATER THAN 1.5m IN DEPTH, THE CONTRACTOR SHALL OBTAIN THE SERVICES OF A SUITABLY QUALIFIED GEOTECHNICAL ENGINEER TO DETERMINE THE STABILITY OF MATERIAL BEING EXCAVATED AND BENCHING REQUIREMENTS / MINIMUM BATTER SLOPES.
16. THE CONTRACTOR MUST PROVIDE THE SUPERINTENDENT AND OR THE DESIGN ENGINEER WITH A COPY OF THE GEOTECHNICAL ENGINEERS REPORT PRIOR TO PRACTICAL COMPLETION.
17. THE CONTRACTOR IS TO PROVIDE SAFETY BARRIERS, FENCING AND THE LIKE IN ACCORDANCE WITH OH&S AND REGULATORY AUTHORITY REQUIREMENTS AND TO ENSURE THE WORK SITE IS SAFE AT ALL TIMES.

SITEWORKS

1. ALL WORKS TO BE IN ACCORDANCE WITH RELEVANT LOCAL COUNCIL / REGULATORY AUTHORITIES REQUIREMENTS, ALL SPECIFICATIONS AND AUSTRALIAN STANDARDS. CONFLICTS BETWEEN SAID DOCUMENTS SHALL BE REFERRED TO THE SUPERINTENDENT FOR DIRECTION.
2. THE CONTRACTOR IS TO REVIEW THE DRAWINGS PRIOR TO PRICING AND COMMENCEMENT AND REPORT ANY DISCREPANCIES TO NORTHROP
3. ANY PRODUCTS SPECIFIED OR USED TO BE VERIFIED BY THE CONTRACTOR AS BEING SAFE AND APPROPRIATE FOR USE. NORTHROP DO NOT TAKE ANY RESPONSIBILITY FOR THE USE OF UNSAFE PRODUCTS
4. THE CONTRACTOR IS TO DESIGN, OBTAIN APPROVALS AND CARRY OUT REQUIRED TEMPORARY TRAFFIC CONTROL PROCEDURES DURING CONSTRUCTION IN ACCORDANCE WITH ALL REGULATORY AUTHORITIES, INCLUSIVE OF LOCAL COUNCIL REGULATIONS AND REQUIREMENTS.
5. THE CONTRACTOR IS TO OBTAIN ALL AUTHORITY APPROVALS AS REQUIRED PRIOR TO COMMENCEMENT OF WORKS.
6. RESTORE ALL PAVED, COVERED, GRASSED AND LANDSCAPED AREAS TO THEIR ORIGINAL CONDITION OR AS DIRECTED BY THE SITE SUPERINTENDENT ON COMPLETION OF WORKS. WHERE PLANTING OF NEW GRASS IS NECESSARY REFER TO LANDSCAPE ARCHITECT AND / OR ARCHITECT DOCUMENTATION.
7. ON COMPLETION OF ANY TRENCHING WORKS, ALL DISTURBED AREAS SHALL BE RESTORED TO THEIR ORIGINAL CONDITION OR AS DIRECTED BY THE SITE SUPERINTENDENT, INCLUDING KERBS, FOOTPATHS, CONCRETE AREAS, GRAVEL, GRASSED AREAS AND ROAD PAVEMENTS.
8. THE CONTRACTOR SHALL ARRANGE ALL SURVEY SETOUT TO BE CARRIED OUT BY A REGISTERED SURVEYOR PRIOR TO COMMENCEMENT OF WORKS.THE CONTRACTOR IS TO ENSURE THAT SURVEY BOUNDARIES ARE DERIVED FROM A CADASTRAL SURVEY RATHER THAN A DETAIL SURVEY.
9. THE CONTRACTOR SHALL VERIFY ALL DIMENSIONS AND EXISTING LEVELS ONSITE PRIOR TO LODGMENT OF TENDER AND ONSITE WORKS. THE PRICE AS TENDERED SHALL BE INCLUSIVE OF ALL WORKS SHOWN ON THE TENDER PROJECT DRAWINGS. ADDITIONAL PAYMENTS FOR WORKS SHOWN ON THE TENDER PROJECT DRAWINGS WILL NOT BE APPROVED.
10. DO NOT OBTAIN DIMENSIONS BY SCALING DRAWINGS.
11. IN CASE OF DOUBT OR DISCREPANCY REFER TO SUPERINTENDENT FOR CLARIFICATION OR CONFIRMATION PRIOR TO THE COMMENCEMENT OF CONSTRUCTION.
12. WHERE NEW WORKS ABUT EXISTING THE CONTRACTOR SHALL ENSURE THAT A SMOOTH EVEN PROFILE, FREE FROM ABRUPT CHANGES IS OBTAINED. MAKE SMOOTH TRANSITION TO EXISTING FEATURES AND MAKE GOOD WHERE JOINED.
13. TRENCHES THROUGH EXISTING ROAD AND CONCRETE PAVEMENTS SHALL BE SAWCUT TO FULL DEPTH OF CONCRETE AND A MIN 50mm IN BITUMINOUS PAVING.
14. ALL CIVIL ENGINEERING DESIGN HAS BEEN DOCUMENTED UNDER THE ASSUMPTION THAT ALL NECESSARY SITE CONTAMINATION REMEDIATION WORKS HAVE BEEN SATISFACTORILY COMPLETED (IF APPLICABLE) AND THAT THE SITE IS NOT AFFECTED BY ANY SOIL STRATA OR GROUNDWATER TABLE CONTAMINATION.
15. NOTES ON DETAILS PROVIDED TAKE PRECEDENCE OVER SPECIFICATION NOTES UNLESS IN CONTRADICTION WITH COUNCIL/AUTHORITY SPECIFICATIONS/DETAILS. CONTRACTOR TO CONSULT WITH NORTHROP FOR ANY DISCREPANCIES.
16. IF THE CONTRACTOR DISCOVERS HAZARDOUS/CONTAMINATED MATERIAL THE CONTRACTOR SHALL CONSULT WITH AN ENVIRONMENTAL SPECIALIST.
17. THE CONTRACTOR IS RESPONSIBLE FOR DEALING WITH COMMUNITY COMPLAINTS ASSOCIATED WITH THE WORKS UNDER THE CONTRACT AND TO COMPENSATE FOR/RECTIFY ANY DAMAGE REASONABLY CAUSED BY THE CONTRACTOR.
18. THE TERM 'MAKE GOOD' OR 'MAKE NEAT' IS IN REFERENCE TO THE SATISFACTION OF NORTHROP OR CERTIFYING ENGINEER. THE CONTRACTOR IS TO SEEK CLARIFICATION FROM NORTHROP OR THE CERTIFYING ENGINEER IF NECESSARY
19. TOLERANCES TO BE IN ACCORDANCE WITH COUNCIL/AUTHORITY REQUIREMENTS. IN ABSENCE OF COUNCIL/AUTHORITY SPECIFICATIONS THE FOLLOWING TOLERANCES APPLY:
   xxx
   xxx
   xxx

SERVICE TRENCHES

20. SAWCUT EXISTING SURFACES PRIOR TO EXCAVATION. BACKFILL ALL TRENCHES UNDER EXISTING ROADS, PAVEMENTS AND PATHS WITH STABILISED SAND 5% CEMENT OR DGS40 MATERIAL (5% CEMENT) COMPACTED IN 200mm THICK LAYERS TO 98% MMDD TO UNDERSIDE OF PAVEMENT.
21. BACKFILL ALL TRENCHES NOT UNDER ROADS, PAVEMENTS, PATHS AND BUILDINGS WITH APPROVED EXCAVATED OR IMPORTED MATERIAL COMPACTED TO 95% SMDD.

DRAWN: R.GILL DESIGNED: D.WEERAMANTHRIE JOB MANAGER: N.SUTHERLAND VERIFIER:

NOT FOR CONSTRUCTION

REVISION	DESCRIPTION	ISSUED	VER'D	APP'D	DATE
01	ISSUED FOR DA	JM		NS	18.10.24
02	ISSUED FOR DA	UM		DW	25.10.24

CLIENT: **TULICH PTY LTD**

DRAWING NOT TO BE USED FOR CONSTRUCTION UNLESS VERIFICATION SIGNATURE HAS BEEN ADDED

ARCHITECT: Studio.SC
STUDIO.SC
A: Level 1, 1 Chifley Square Sydney NSW 2000 Australia
www.studiosc.com.au
+61 2 9957 3988
thomsonadsett.com

THE COPYRIGHT OF THIS DRAWING REMAINS WITH NORTHROP CONSULTING ENGINEERS PTY LTD

ALL DIMENSIONS TO BE VERIFIED ON SITE BEFORE COMMENCING WORK.
NORTHROP ACCEPTS NO RESPONSIBILITY FOR THE USABILITY, COMPLETENESS OR SCALE OF DRAWINGS TRANSFERRED ELECTRONICALLY.
THIS DRAWING MAY HAVE BEEN PREPARED USING COLOUR, AND MAY BE INCOMPLETE IF COPIED TO BLACK & WHITE

NORTHROP
Sydney
Level 11 345 George Street, Sydney NSW 2000
Ph (02) 9241 4188 Fax (02) 9241 4324
Email sydney@northrop.com.au ABN 81 094 433 100

PROJECT: **TULICH ORAN PARK**
1 CIVIC WAY ORAN PARK, NSW, 2570

DRAWING TITLE: **CIVIL ENGINEERING PACKAGE**
SPECIFICATION NOTES

JOB NUMBER: **241823**
DRAWING NUMBER: **C01.11**
REVISION: **02**
DRAWING SHEET SIZE = A1

Found : C:\ NORTHROP JOBS\JOBS\1 Current Bids Projects\241823 - Tulich Oran Park\Civil\C Drawings\A Working\01-DA\241823_C01.11.dwg

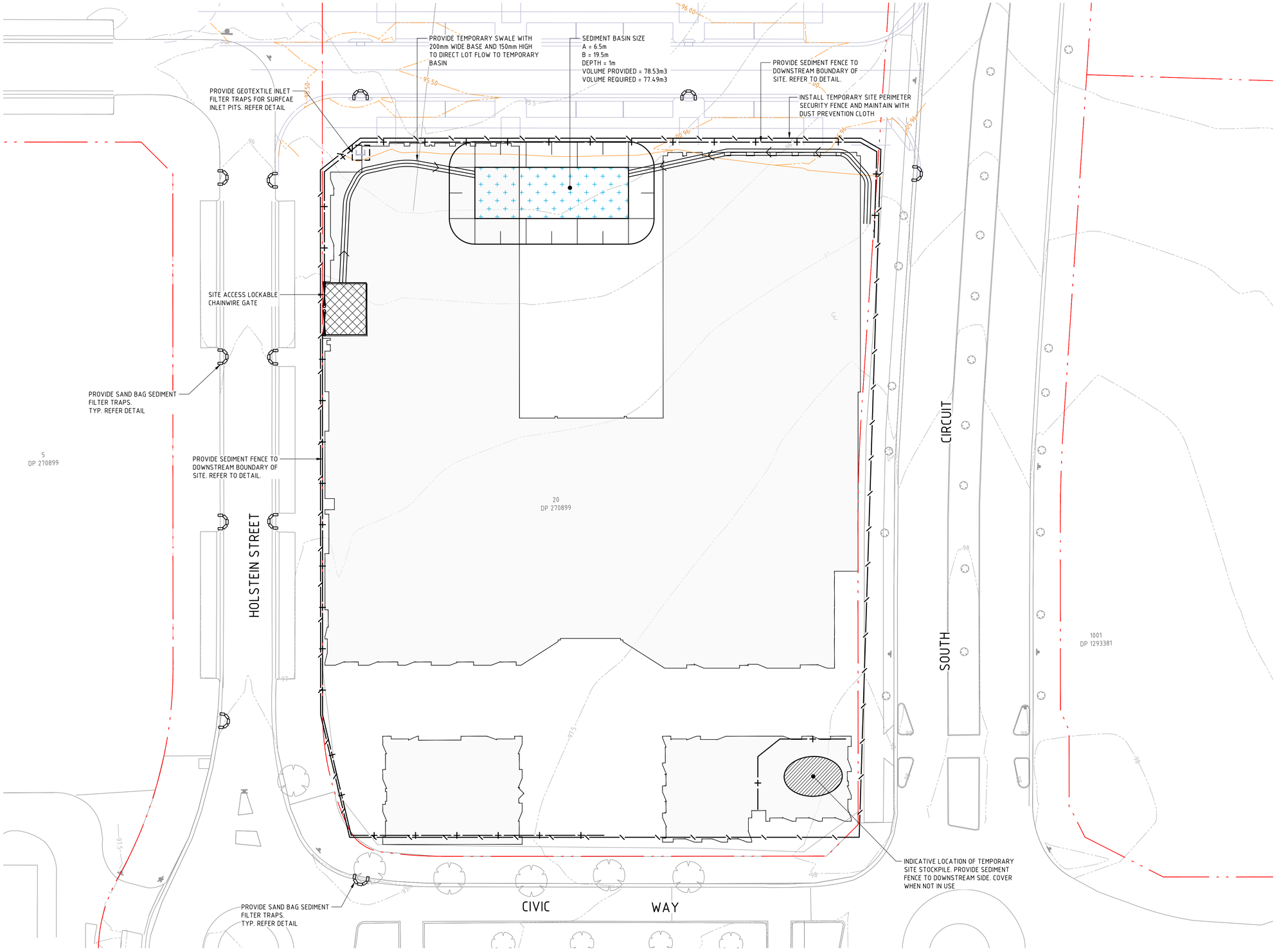

LEGEND

- PROPOSED BOUNDARY LINE
- EXISTING BOUNDARY LINE
- EASEMENT LINE
- REDUNDANT BOUNDARY LINE
- PROPOSED BUILDING FOOTPRINT
- PROPOSED CARPARK LAYOUT
- EXISTING CONTOURS
- SEDIMENT FENCE
- SECURITY FENCE
- WIRE MESH AND GRAVEL SEDIMENT FILTER
- SANDBAG SEDIMENT FILTER
- GEOTEXTILE INLET FILTER TRAP
- DRAINAGE SWALE
- DIVERSION MOUND
- DIVERSION DRAIN (CLEAN)
- DIVERSION DRAIN (DIRTY)
- STABILISED SITE ACCESS
- STOCKPILE
- SEDIMENT BASIN
- TREE PROTECTION
- TREE TO BE REMOVED
- TREE TO BE RETAINED

GENERAL NOTES:

1. REFER SPECIFICATIONS NOTES FOR SEDIMENT AND SOIL EROSION CONTROL GENERAL REQUIREMENTS.
2. ALL WORKS TO BE CARRIED OUT IN ACCORDANCE WITH COUNCIL / RELEVANT AUTHORITY SPECIFICATIONS AND DETAILS.
3. ALL SEDIMENT AND SOIL EROSION CONTROL MEASURES TO BE INSTALLED IN ACCORDANCE WITH THE 'BLUE BOOK'. CONTRACTOR TO ENSURE THESE MEASURES ARE IN PLACE AND MAINTAINED AT ALL TIMES DURING CONSTRUCTION WORKS.
4. CONTRACTOR TO PROVIDE 'WIRE MESH AND GRAVEL SEDIMENT FILTER' TO ALL PAVED / ROAD AREAS (BOTH PROPOSED AND EXISTING) IN ACCORDANCE WITH THE 'BLUE BOOK'.
5. CONTRACTOR TO PROVIDE 'GEOTEXTILE INLET FILTER TRAPS' TO ALL STORMWATER DRAINAGE INLETS (BOTH PROPOSED AND EXISTING) IN ACCORDANCE WITH THE 'BLUE BOOK'
6. ALL PITS OPEN TO ATMOSPHERE TO BE PROTECTED IN ACCORDANCE WITH THE 'BLUE BOOK'
7. SEDIMENT BASIN SIZING BASED ON 5 YR ARI DESIGN FLOW.

NOT FOR CONSTRUCTION

DRAWN: R.GILL DESIGNED: D.WEERAMANTHRIE JOB MANAGER: N.SUTHERLAND VERIFIER:

REVISION	DESCRIPTION	ISSUED	VER'D	APP'D	DATE
01	ISSUED FOR DA	JM		NS	18.10.24
02	ISSUED FOR DA	UM		DW	25.10.24

CLIENT: TULICH PTY LTD

DRAWING NOT TO BE USED FOR CONSTRUCTION UNLESS VERIFICATION SIGNATURE HAS BEEN ADDED

ARCHITECT: Studio.SC

STUDIO.SC
A: Level 1, 1 Chifley Square Sydney NSW 2000 Australia
www.studiosc.com.au
+61 2 9957 3988
thomsonadsett.com

THE COPYRIGHT OF THIS DRAWING REMAINS WITH NORTHROP CONSULTING ENGINEERS PTY LTD

ALL DIMENSIONS TO BE VERIFIED ON SITE BEFORE COMMENCING WORK.
NORTHROP ACCEPTS NO RESPONSIBILITY FOR THE USABILITY, COMPLETENESS OR SCALE OF DRAWINGS TRANSFERRED ELECTRONICALLY.
THIS DRAWING MAY HAVE BEEN PREPARED USING COLOUR, AND MAY BE INCOMPLETE IF COPIED TO BLACK & WHITE

SCALE 1:250@ A1 (0 2 4 6 8 10 12m)

NORTHROP
Sydney
Level 11 345 George Street, Sydney NSW 2000
Ph (02) 9241 4188 Fax (02) 9241 4324
Email sydney@northrop.com.au ABN 81 094 433 100

PROJECT: TULICH ORAN PARK
1 CIVIC WAY ORAN PARK, NSW, 2570

DRAWING TITLE: CIVIL ENGINEERING PACKAGE
SEDIMENT AND SOIL EROSION CONTROL PLAN

JOB NUMBER: 241823
DRAWING NUMBER: C02.01
REVISION: 02
DRAWING SHEET SIZE = A1

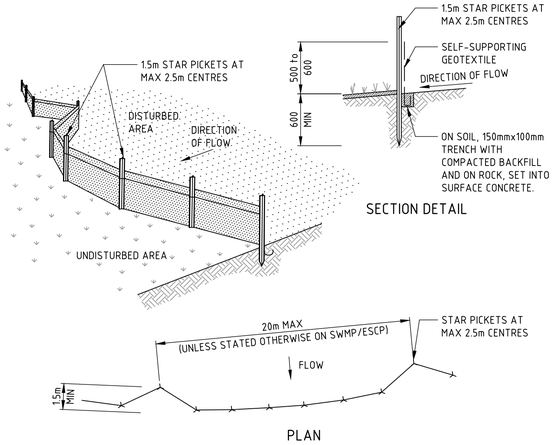

CONSTRUCTION NOTES

1. CONSTRUCT SEDIMENT FENCES AS CLOSE AS POSSIBLE TO BEING PARALLEL TO THE CONTOURS OF THE SITE, BUT WITH SMALL RETURNS AS SHOWN IN THE DRAWING TO LIMIT THE CATCHMENT AREA OF ANY ONE SECTION. THE CATCHMENT AREA SHOULD BE SMALL ENOUGH TO LIMIT WATER FLOW IF CONCENTRATED AT ONE POINT TO 50 LITRES PER SECOND IN THE DESIGN STORM EVENT, USUALLY THE 10-YEAR EVENT.
2. CUT A 150mm DEEP TRENCH ALONG THE UPSLOPE LINE OF THE FENCE FOR THE BOTTOM OF THE FABRIC TO BE ENTRENCHED.
3. DRIVE 1.5 METRE LONG STAR PICKETS INTO GROUND AT 2.5 METRE INTERVALS (MAX) AT THE DOWNSLOPE EDGE OF THE TRENCH. ENSURE ANY STAR PICKETS ARE FITTED WITH SAFETY CAPS.
4. FIX SELF-SUPPORTING GEOTEXTILE TO THE UPSLOPE SIDE OF THE POSTS ENSURING IT GOES TO THE BASE OF THE TRENCH. FIX THE GEOTEXTILE WITH WIRE TIES OR AS RECOMMENDED BY THE MANUFACTURER. ONLY USE GEOTEXTILE SPECIFICALLY PRODUCED FOR SEDIMENT FENCING. THE USE OF SHADE CLOTH FOR THIS PURPOSE IS NOT SATISFACTORY.
5. JOIN SECTIONS OF FABRIC AT A SUPPORT POST WITH A 150mm OVERLAP.
6. BACKFILL THE TRENCH OVER THE BASE OF THE FABRIC AND COMPACT IT THOROUGHLY OVER THE GEOTEXTILE.

SEDIMENT FENCE

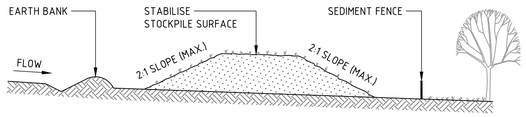

CONSTRUCTION NOTES

1. PLACE STOCKPILES MORE THAN 2m (PREFERABLY 5m) FROM EXISTING VEGETATION, CONCENTRATED WATER FLOW, ROADS AND HAZARD AREAS.
2. CONSTRUCT ON THE CONTOUR AS LOW, FLAT, ELONGATED MOUNDS.
3. WHERE THERE IS SUFFICIENT AREA, TOPSOIL STOCKPILES SHALL BE LESS THAN 2m IN HEIGHT.
4. WHERE THEY ARE TO BE IN PLACE FOR MORE THAN 10 DAYS, STABILISE FOLLOWING THE APPROVED ESCP OR SWMP TO REDUCE THE C-FACTOR TO LESS THAN 0.10.
5. CONSTRUCT EARTH BANKS (STANDARD DRAWING 5-5) ON THE UPSLOPE SIDE TO DIVERT WATER AROUND STOCKPILES AND SEDIMENT FENCES (STANDARD DRAWING 6-8) 1 TO 2m DOWNSLOPE.

STOCKPILE

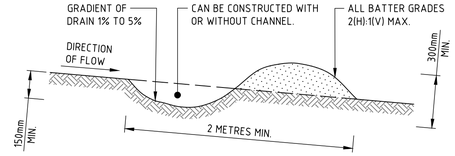

CONSTRUCTION NOTES

1. BUILD WITH GRADIENTS BETWEEN 1 AND 5 PERCENT.
2. AVOID REMOVING TREES AND SHRUBS IF POSSIBLE - WORK AROUND THEM.
3. ENSURE THE STRUCTURES ARE FREE OF PROJECTIONS OR OTHER IRREGULARITIES THAT COULD IMPEDE WATER FLOW.
4. BUILD THE DRAINS WITH CIRCULAR, PARABOLIC OR TRAPEZOIDAL CROSS SECTIONS, NOT V SHAPED.
5. ENSURE THE BANKS ARE PROPERLY COMPACTED TO PREVENT FAILURE.
6. COMPLETE PERMANENT OR TEMPORARY STABILISATION WITHIN 10 DAYS OF CONSTRUCTION.

NOTE: ONLY TO BE USED AS TEMPORARY BANK
WHERE MAXIMUM UPSLOPE LENGTH IS 80 METRES.

DRAINAGE SWALE - LOW FLOW

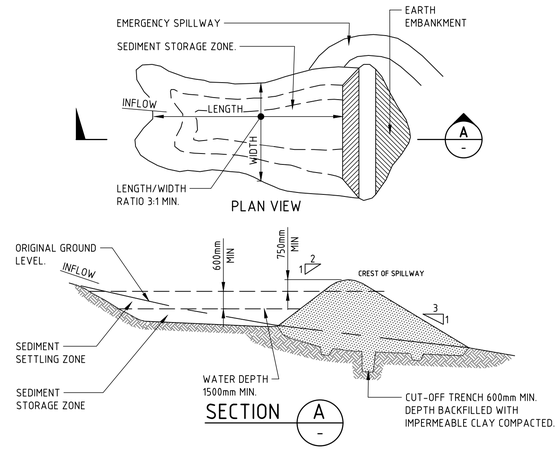

CONSTRUCTION NOTES

1. REMOVE ALL VEGETATION AND TOPSOIL FROM UNDER THE DAM WALL AND FROM WITHIN THE STORAGE AREA.
2. CONSTRUCT A CUT-OFF TRENCH 500mm DEEP AND 1200mm WIDE ALONG THE CENTRELINE OF THE EMBANKMENT EXTENDING TO A POINT ON THE GULLY WALL LEVEL WITH THE RISER CREST.
3. MAINTAIN THE TRENCH FREE OF WATER AND RECOMPACT THE MATERIALS WITH EQUIPMENT AS SPECIFIED IN THE SWMP TO 95 PER CENT STANDARD PROCTOR DENSITY.
4. SELECT FILL FOLLOWING THE SWMP THAT IS FREE OF ROOTS, WOOD, ROCK, LARGE STONE OR FOREIGN MATERIAL.
5. PREPARE THE SITE UNDER THE EMBANKMENT BY RIPPING TO AT LEAST 100mm TO HELP BOND COMPACTED FILL TO THE EXISTING SUBSTRATE.
6. SPREAD THE FILL IN 100mm TO 150mm LAYERS AND COMPACT IT AT OPTIMUM MOISTURE CONTENT FOLLOWING THE SWMP.
7. CONSTRUCT THE EMERGENCY SPILLWAY.
8. REHABILITATE THE STRUCTURE FOLLOWING THE SWMP.

(APPLIES TO 'TYPE D' AND 'TYPE F' SOILS ONLY)

EARTH SEDIMENT BASIN - WET

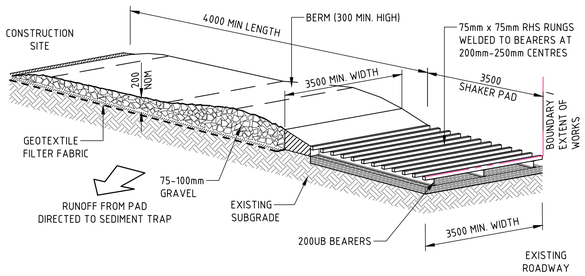

CONSTRUCTION NOTES

1. THE TEMPORARY ACCESS SHALL BE MAINTAINED IN A CONDITION THAT PREVENTS TRACKING OR FLOWING OF SEDIMENT ONTO PUBLIC RIGHTS OF WAY,
   - THIS MAY REQUIRE PERIODIC TOP DRESSING WITH ADDITIONAL GRAVEL AS CONDITIONS DEMAND AND REPAIR AND/OR CLEANOUT OF ANY MEASURES USED TO TRAP SEDIMENT,
2. ALL SEDIMENT SPILLED, DROPPED, WASHED OR TRACKED ONTO PUBLIC RIGHTS OF WAY MUST BE REMOVED IMMEDIATELY.
3. INSTALL BARRIER ON EITHER SIDE OF SHAKER PAD. TO ENSURE VEHICLES ARE GUIDED ON TO THE PAD.
4. INVERT OF SHAKER PAD TO BE DRAINED VIA AGRICULTURAL PIPE WRAPPED IN GEOTEXTILE FABRIC.

STABILISED SITE ACCESS

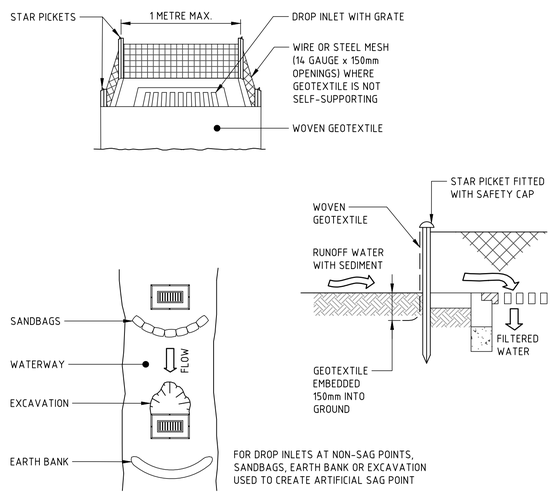

CONSTRUCTION NOTES

1. FABRICATE A SEDIMENT BARRIER MADE FROM GEOTEXTILE OR STRAW BALES.
2. FOLLOW STANDARD DRAWING 6-7 AND STANDARD DRAWING 6-8 FOR INSTALLATION PROCEDURES FOR THE STRAW BALES OR GEOFABRIC. REDUCE THE PICKET SPACING TO 1 METRE CENTRES.
3. IN WATERWAYS, ARTIFICIAL SAG POINTS CAN BE CREATED WITH SANDBAGS OR EARTH BANKS AS SHOWN IN THE DRAWING.
4. DO NOT COVER THE INLET WITH GEOTEXTILE UNLESS THE DESIGN IS ADEQUATE TO ALLOW FOR ALL WATERS TO BYPASS IT.

GEOTEXTILE INLET FILTER TRAPS

DRAWN: R.GILL DESIGNED: D.WEERAMANTHRIE JOB MANAGER: N.SUTHERLAND VERIFIER:

NOT FOR CONSTRUCTION

REVISION	DESCRIPTION	ISSUED	VER'D	APP'D	DATE
01	ISSUED FOR DA	JM		NS	18.10.24
02	ISSUED FOR DA	UM		DW	25.10.24

CLIENT: TULICH PTY LTD

DRAWING NOT TO BE USED FOR CONSTRUCTION UNLESS VERIFICATION SIGNATURE HAS BEEN ADDED

ARCHITECT: STUDIO.SC
A: Level 1, 1 Chifley Square Sydney NSW 2000 Australia
www.studiosc.com.au
+61 2 9957 3988
thomsonadsett.com

THE COPYRIGHT OF THIS DRAWING REMAINS WITH NORTHROP CONSULTING ENGINEERS PTY LTD

ALL DIMENSIONS TO BE VERIFIED ON SITE BEFORE COMMENCING WORK.
NORTHROP ACCEPTS NO RESPONSIBILITY FOR THE USABILITY, COMPLETENESS OR SCALE OF DRAWINGS TRANSFERRED ELECTRONICALLY.
THIS DRAWING MAY HAVE BEEN PREPARED USING COLOUR, AND MAY BE INCOMPLETE IF COPIED TO BLACK & WHITE

SCALE 1:10 @ A1 — 0.0 0.1 0.2 0.3 0.4 0.5m

NORTHROP
Sydney
Level 11 345 George Street, Sydney NSW 2000
Ph (02) 9241 4188 Fax (02) 9241 4324
Email sydney@northrop.com.au ABN 81 094 433 100

PROJECT: TULICH ORAN PARK
1 CIVIC WAY ORAN PARK, NSW, 2570

DRAWING TITLE: CIVIL ENGINEERING PACKAGE
SEDIMENT AND SOIL EROSION CONTROL DETAILS

JOB NUMBER: 241823
DRAWING NUMBER: C02.11
REVISION: 02
DRAWING SHEET SIZE = A1

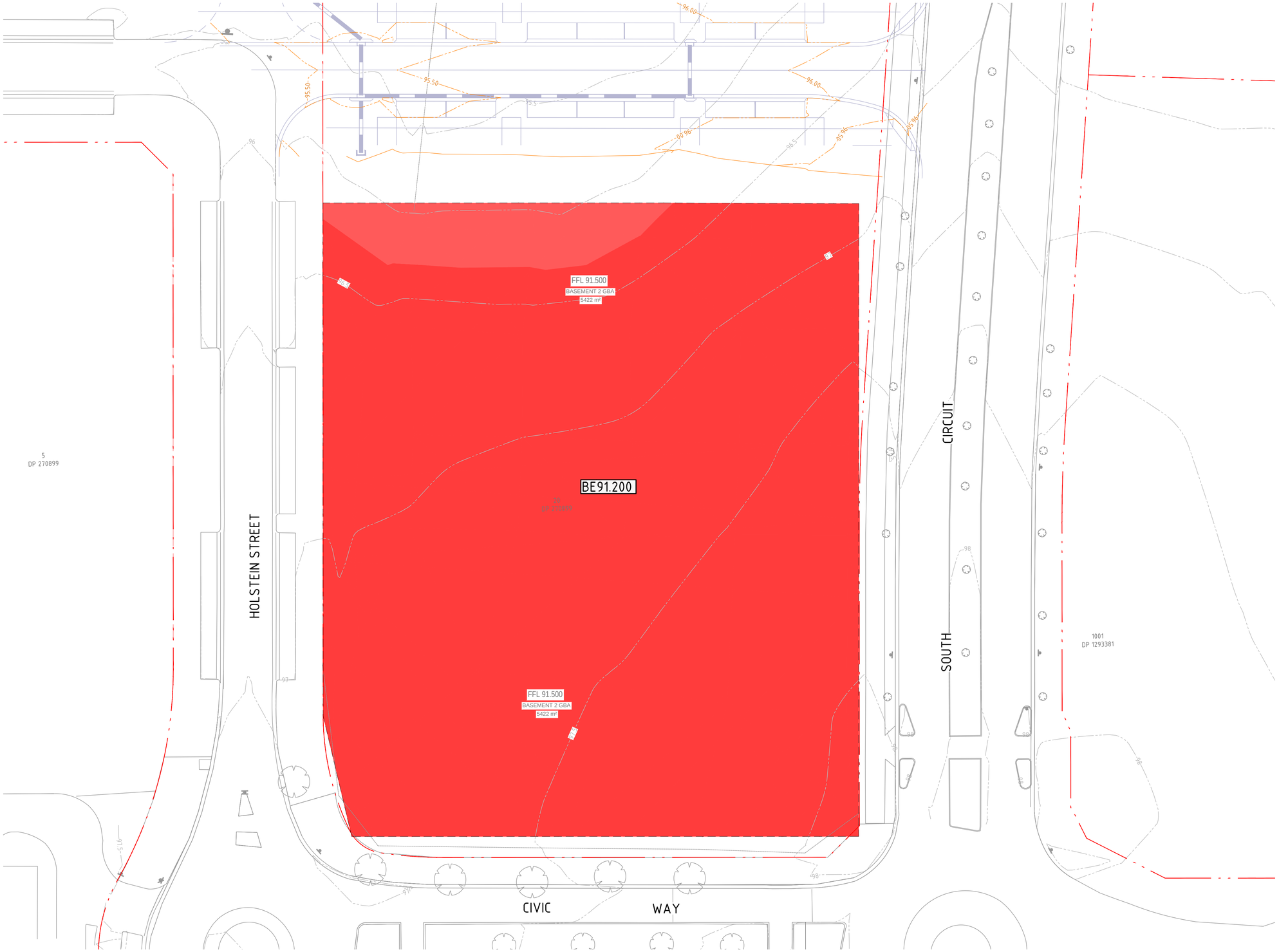

LEGEND

- PROPOSED BOUNDARY LINE
- EASEMENT LINE
- PROPOSED BUILDING FOOTPRINT
- BEXX.XX — BULK EARTWORKS SPOT HEIGHT
- + eRLXX.XX — EXISTING SPOT HEIGHT
- BEXX.XX — BULK EARTHWORKS PAD LEVEL
- XX.XX — PROPOSED CONTOURS
- PROPOSED SHORING

DEPTH OF CUT

- - 999m TO - 15.0m
- - 15.0m TO - 10.0m
- - 10.0m TO - 5.0m
- - 5.0m TO - 2.0m
- - 2.0m TO - 1.0m
- - 1.0m TO - 0.5m
- - 0.5m TO - 0.25m
- - 0.25m TO - 0.0m
- TREE TO BE REMOVED

GENERAL NOTES:

1. REFER SPECIFICATIONS NOTES FOR EARTHWORKS GENERAL REQUIREMENTS.
2. ALL WORKS TO BE CARRIED OUT IN ACCORDANCE WITH COUNCIL / RELEVANT AUTHORITY SPECIFICATIONS AND DETAILS.
3. CAD FILES / DTM FILES TO BE SUPPLIED IN AUTOCAD FORMAT FOR SETOUT PURPOSES (UPON REQUEST).
4. STRIP EXISTING TOPSOIL IN CONSULTATION WITH THE GEOTECHNICAL ENGINEER / REPORT. FOR THE PURPOSES OF EARTHWORKS CALCULATIONS A TOPSOIL STRIPPING DEPTH OF 100mm HAS BEEN ASSUMED. GROUND SLAB DEPTH OF 300mm HAS BEEN ASSUMED WHERE REQUIRED.
5. NO ALLOWANCE HAS BEEN MADE FOR BULKING FACTORS. NOTE ALL VOLUMES DEPICTED ARE SOLID VOLUMES ONLY AND MAY NOT REFLECT DETAILED EARTHWORKS.
6. NO ALLOWANCE HAS BEEN MADE FOR DETAILED EARTHWORKS; ie SERVICE TRENCHING, DETAILED EXCAVATION, FOOTINGS, RETAINING WALLS AND THE LIKE. CONTRACTOR IS TO ALLOW FOR REMOVAL OF ALL EXCESS MATERIAL GENERATED BY THE WORKS.
7. THE CONTRACTOR SHALL USE FINAL SURFACE LEVELS AND TYPICAL PAVEMENT DETAILS FOR ACTUAL EARTHWORKS LEVELS.
8. BULK EARTHWORKS ARE BASED ON THE FOLLOWING DEPTHS FROM FINISHED SURFACE LEVELS;
   - 8.1. BUILDING SLAB 300mm (REFER STRUCTURAL DWGS)
9. APPROXIMATE BULK EARTHWORK VALUES AS FOLLOWS;
   - 9.1. CUT 31,923 m^3
   - 9.2. FILL 0 m^3
   - 9.3. BALANCE 31,923 m^3 (EXPORT)
   - 9.4. NOTE: SITE STRIPPING VOLUMES HAVE NOT BEEN INCLUDED IN ABOVE CALCULATIONS.
10. TEMPORARY 1:XX SLOPES FOR EXCAVATIONS HAVE BEEN ADOPTED (UNO). CONTRACTOR TO CONFIRM ADEQUACY WITH GEOTECHNICAL ENGINEER.

DRAWN: R.GILL DESIGNED: D.WEERAMANTHRIE JOB MANAGER: N.SUTHERLAND VERIFIER:

NOT FOR CONSTRUCTION

REVISION	DESCRIPTION	ISSUED	VER'D	APP'D	DATE
01	ISSUED FOR DA	JM		NS	18.10.24
02	ISSUED FOR DA	UM		DW	25.10.24

CLIENT
TULICH PTY LTD
DRAWING NOT TO BE USED FOR CONSTRUCTION UNLESS VERIFICATION SIGNATURE HAS BEEN ADDED

ARCHITECT
Studio.SC
STUDIO.SC
A: Level 1, 1 Chifley Square Sydney
NSW 2000 Australia
www.studiosc.com.au
+61 2 9957 3988
thomsonadsett.com
THE COPYRIGHT OF THIS DRAWING REMAINS WITH NORTHROP CONSULTING ENGINEERS PTY LTD

ALL DIMENSIONS TO BE VERIFIED ON SITE BEFORE COMMENCING WORK.
NORTHROP ACCEPTS NO RESPONSIBILITY FOR THE USABILITY, COMPLETENESS OR SCALE OF DRAWINGS TRANSFERRED ELECTRONICALLY.
THIS DRAWING MAY HAVE BEEN PREPARED USING COLOUR, AND MAY BE INCOMPLETE IF COPIED TO BLACK & WHITE

SCALE 1:250@ A1 — 0 2 4 6 8 10 12m

NORTHROP
Sydney
Level 11 345 George Street, Sydney NSW 2000
Ph (02) 9241 4188 Fax (02) 9241 4324
Email sydney@northrop.com.au ABN 81 094 433 100

PROJECT
TULICH ORAN PARK
1 CIVIC WAY ORAN PARK, NSW, 2570

DRAWING TITLE
CIVIL ENGINEERING PACKAGE
BULK EARTHWORKS CUT AND FILL PLAN

JOB NUMBER **241823**
DRAWING NUMBER **C03.01** REVISION **02**
DRAWING SHEET SIZE = A1

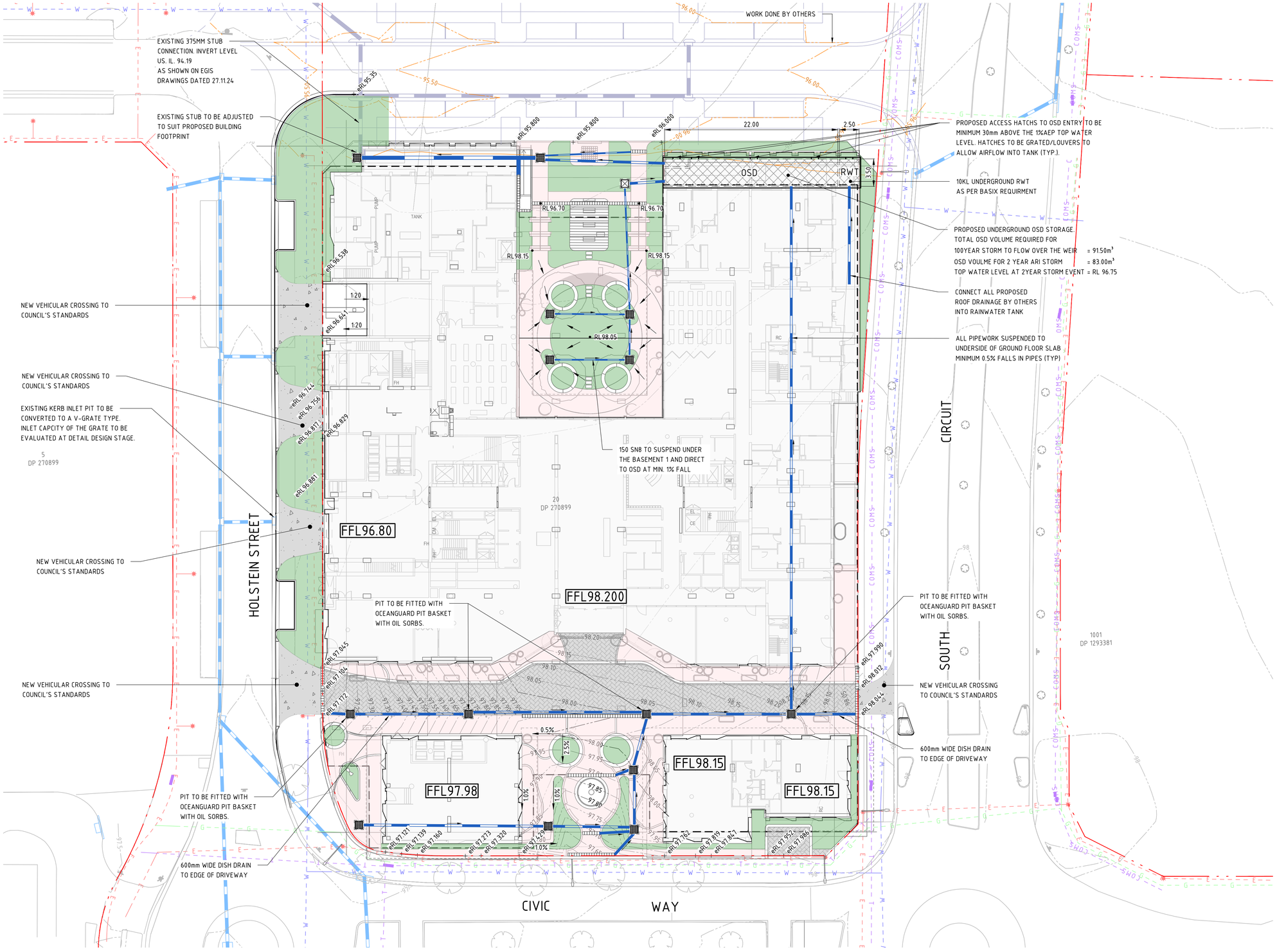

LEGEND

- BOUNDARY LINE
- EASEMENT LINE
- PROPOSED KERB
- EXISTING KERB
- WORKS BY OTHERS
- PROPOSED BUILDING FOOTPRINT
- PROPOSED BASEMENT FOOTPRINT
- eXX — EXISTING KERB 'TYPE AS BELOW'
- KG — KERB AND GUTTER
- VC — VEHICULAR CROSSING
- KR — KERB RAMP
- MTE — MATCH TO EXISTING
- • RLXX.XX — PROPOSED SPOT HEIGHT
- × eRLXX.XX — EXISTING SPOT HEIGHT
- FFLXX.XX — PROPOSED FINISHED FLOOR LEVEL
- X.X — DIRECTION OF GRADE
- XX.XX — CONTOURS
- XX.XX — EXISTING CONTOURS
- EXISTING DRAINAGE STRUCTURE
- NEW DRAINAGE STRUCTURE
- • B — BOLLARD
- RW1 — RETAINING WALL - TYPE 1
- Ø150 — STORMWATER PIPE
- EXISTING STORMWATER PIPE
- STORMWATER BY OTHERS
- 1 A — STORMWATER PIT TAG LINE ID / STRUCTURE No.
- GTD — GRATED TRENCH DRAIN
- OSD / RWT — ON-SITE DETENTION TANK / RAINWATER TANK
- E — EXISTING ELECTRICITY
- G — EXISTING GAS
- COMS — EXISTING TELECOMMUNICATIONS
- T
- W — EXISTING WATER
- S — EXISTING SEWER
- VEHICLE CROSSING
- CONCRETE PAVERS - REFER LANDSCAPE ARCHITECT DRAWINGS
- COBBLESTONE PAVERS - REFER LANDSCAPE ARCHITECT DRAWINGS
- LANDSCAPE

GENERAL NOTES:

1. REFER SPECIFICATIONS NOTES FOR STORMWATER AND SITEWORKS GENERAL REQUIREMENTS.
2. ALL WORKS TO BE CARRIED OUT IN ACCORDANCE WITH COUNCIL / RELEVANT AUTHORITY SPECIFICATIONS AND DETAILS.
3. CAD FILES TO BE SUPPLIED IN AUTOCAD FORMAT FOR SETOUT PURPOSES (UPON REQUEST).
4. SUBSOIL DRAINAGE TO RETAINING WALLS, KERBS AND SWALE DRAINS NOT SHOWN FOR CLARITY - REFER RELEVANT DETAILS.
5. REFER HYDRAULIC ENGINEERS / ARCHITECTS DRAWINGS FOR DOWNPIPE LOCATIONS AND SIZING.
6. PROVIDE DRAINAGE CONNECTIONS IN ACCORDANCE WITH COUNCIL STANDARD DETAILS AND SPECIFICATION.
7. CONTRACTOR TO ALLOW TO ADJUST AND LIAISE WITH RELEVANT SERVICE AUTHORITIES IN RELATION TO EXISTING.

DRAWN: R.GILL DESIGNED: D.WEERAMANTHRIE JOB MANAGER: N.SUTHERLAND VERIFIER:

NOT FOR CONSTRUCTION

REVISION	DESCRIPTION	ISSUED	VER'D	APP'D	DATE
01	ISSUED FOR DA	JM		NS	15.10.24
02	ISSUED FOR DA	JM		NS	18.10.24
03	ISSUED FOR DA	UM		DW	25.10.24
04	RE-ISSUED FOR DA	AS		NS	14.03.25
05	RE-ISSUED FOR DA	AS		NS	04.04.25

CLIENT: TULICH PTY LTD

DRAWING NOT TO BE USED FOR CONSTRUCTION UNLESS VERIFICATION SIGNATURE HAS BEEN ADDED

ARCHITECT: Studio.SC
STUDIO.SC
A: Level 1, 1 Chifley Square Sydney NSW 2000 Australia
www.studiosc.com.au
+61 2 9957 3988
thomsonadsett.com

THE COPYRIGHT OF THIS DRAWING REMAINS WITH NORTHROP CONSULTING ENGINEERS PTY LTD

ALL DIMENSIONS TO BE VERIFIED ON SITE BEFORE COMMENCING WORK. NORTHROP ACCEPTS NO RESPONSIBILITY FOR THE USABILITY, COMPLETENESS OR SCALE OF DRAWINGS TRANSFERRED ELECTRONICALLY. THIS DRAWING MAY HAVE BEEN PREPARED USING COLOUR, AND MAY BE INCOMPLETE IF COPIED TO BLACK & WHITE

SCALE 1:250@ A1 (0 2 4 6 8 10 12m)

NORTHROP
Sydney
Level 11 345 George Street, Sydney NSW 2000
Ph (02) 9241 4188 Fax (02) 9241 4324
Email sydney@northrop.com.au ABN 81 094 433 100

PROJECT: TULICH ORAN PARK
1 CIVIC WAY ORAN PARK, NSW, 2570

DRAWING TITLE: CIVIL ENGINEERING PACKAGE
SITEWORKS AND STORMWATER MANAGEMENT PLAN

JOB NUMBER: 241823
DRAWING NUMBER: C04.01
REVISION: 05
DRAWING SHEET SIZE = A1

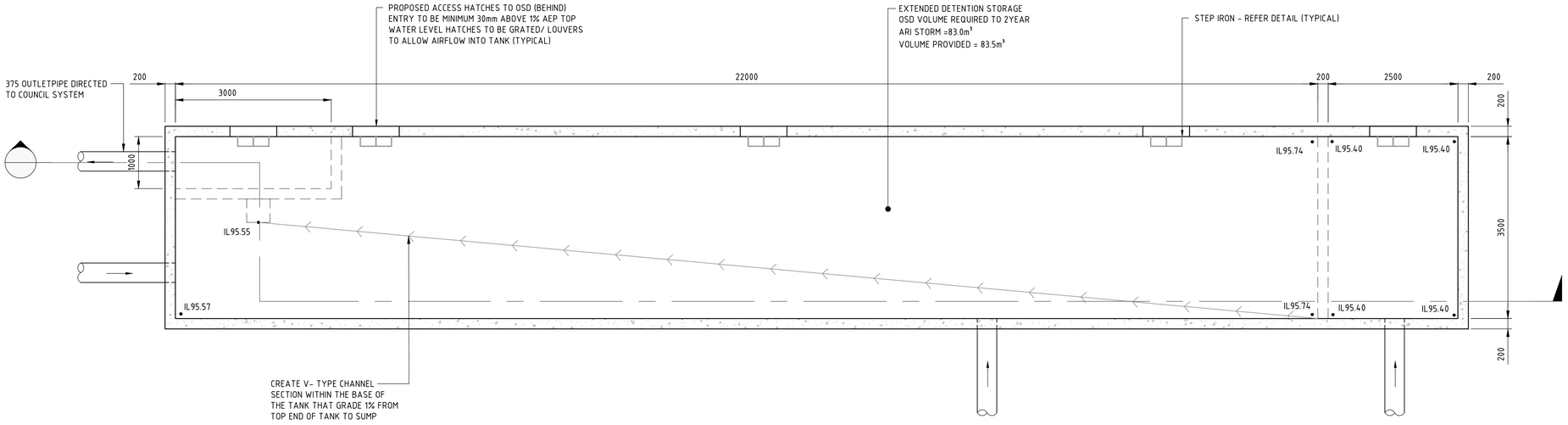

OSD TANK BASE PLAN

SCALE 1:50

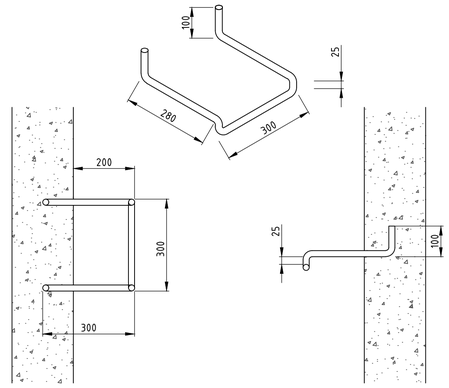

STEP IRON DETAIL

STEP IRON OF 20mm GALVANISED STEEL MADE TO SHAPE AND DIMENSIONS AS SHOWN, PLACED AT 300 CENTRES AND STAGGERED HORIZONTALLY FOR ALL PITS DEEPER THAN 1.0m. THE USE OF PROPRIETARY STEP IRONS ARE ACCEPTABLE PROVIDED THE PRODUCT IS IN ACCORDANCE WITH AUSTRALIAN STANDARDS

SCALE 1:10

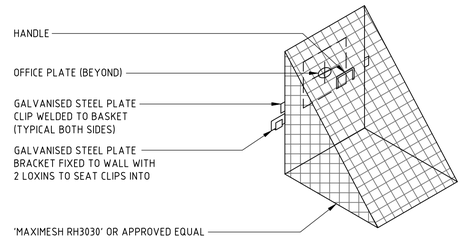

TRASH SCREEN DETAIL

SCALE 1:10

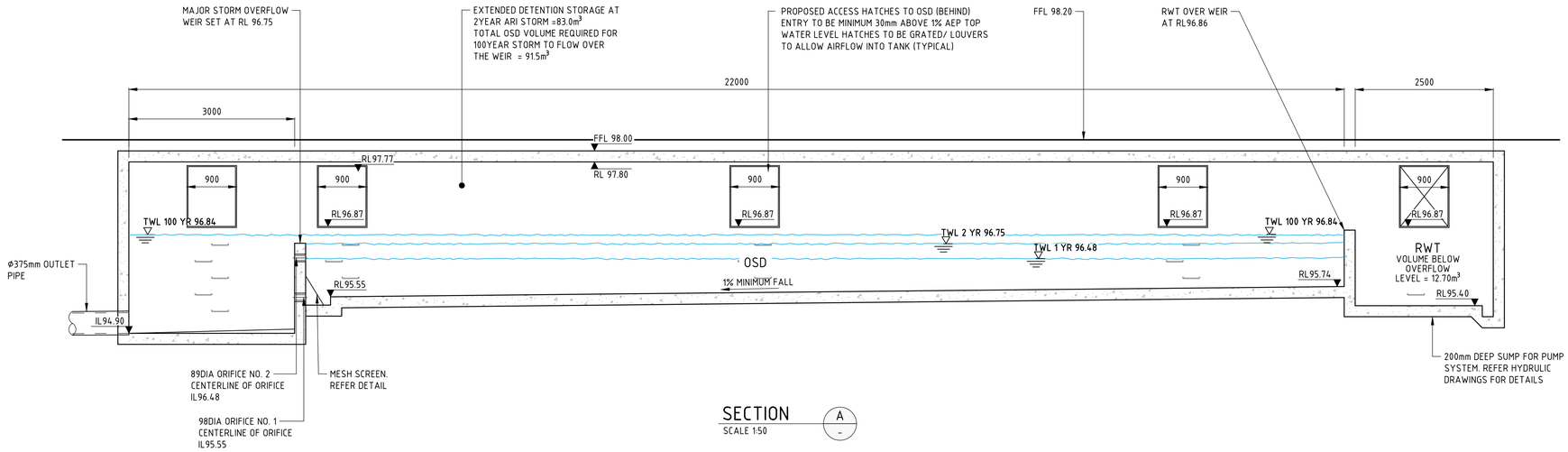

SECTION A

SCALE 1:50

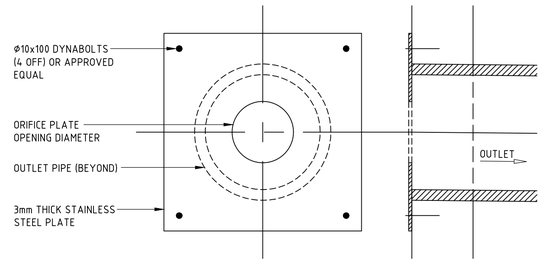

ORIFICE PLATE DETAIL

SCALE 1:10

ORIFICE DIAMETER 1 98mm
ORIFICE DIAMETER 2 89mm

DRAWN: R.GILL
DESIGNED: D.WEERAMANTHRIE
JOB MANAGER: N.SUTHERLAND
VERIFIER:

NOT FOR CONSTRUCTION

REVISION	DESCRIPTION	ISSUED	VER'D	APP'D	DATE
01	ISSUED FOR DA	JM		NS	18.10.24
02	ISSUED FOR DA	UM		DW	25.10.24
03	RE-ISSUED FOR DA	AS		NS	14.03.25
04	RE-ISSUED FOR DA	AS		NS	04.04.25

CLIENT
TULICH PTY LTD

DRAWING NOT TO BE USED FOR CONSTRUCTION UNLESS VERIFICATION SIGNATURE HAS BEEN ADDED

ARCHITECT
Studio.SC
STUDIO.SC
A: Level 1, 1 Chifley Square Sydney
NSW 2000 Australia
www.studiosc.com.au
+61 2 9957 3988
thomsonadsett.com

THE COPYRIGHT OF THIS DRAWING REMAINS WITH NORTHROP CONSULTING ENGINEERS PTY LTD

ALL DIMENSIONS TO BE VERIFIED ON SITE BEFORE COMMENCING WORK.
NORTHROP ACCEPTS NO RESPONSIBILITY FOR THE USABILITY, COMPLETENESS OR SCALE OF DRAWINGS TRANSFERRED ELECTRONICALLY.
THIS DRAWING MAY HAVE BEEN PREPARED USING COLOUR, AND MAY BE INCOMPLETE IF COPIED TO BLACK & WHITE

SCALE 1:50@ A1 0.0 0.5 1.0 1.5 2.0 2.5m

NORTHROP
Sydney
Level 11 345 George Street, Sydney NSW 2000
Ph (02) 9241 4188 Fax (02) 9241 4324
Email sydney@northrop.com.au ABN 81 094 433 100

PROJECT
TULICH ORAN PARK
1 CIVIC WAY ORAN PARK, NSW, 2570

DRAWING TITLE
CIVIL ENGINEERING PACKAGE
STORMWATER DETAILS

JOB NUMBER **241823**
DRAWING NUMBER **C05.21**
REVISION **04**
DRAWING SHEET SIZE = A1

Found: C:\1 Current Data Projects\241822 - Tulich Oran Park\Civil\C Drawings\A Working\H-DA\241822_C05.21.dwg

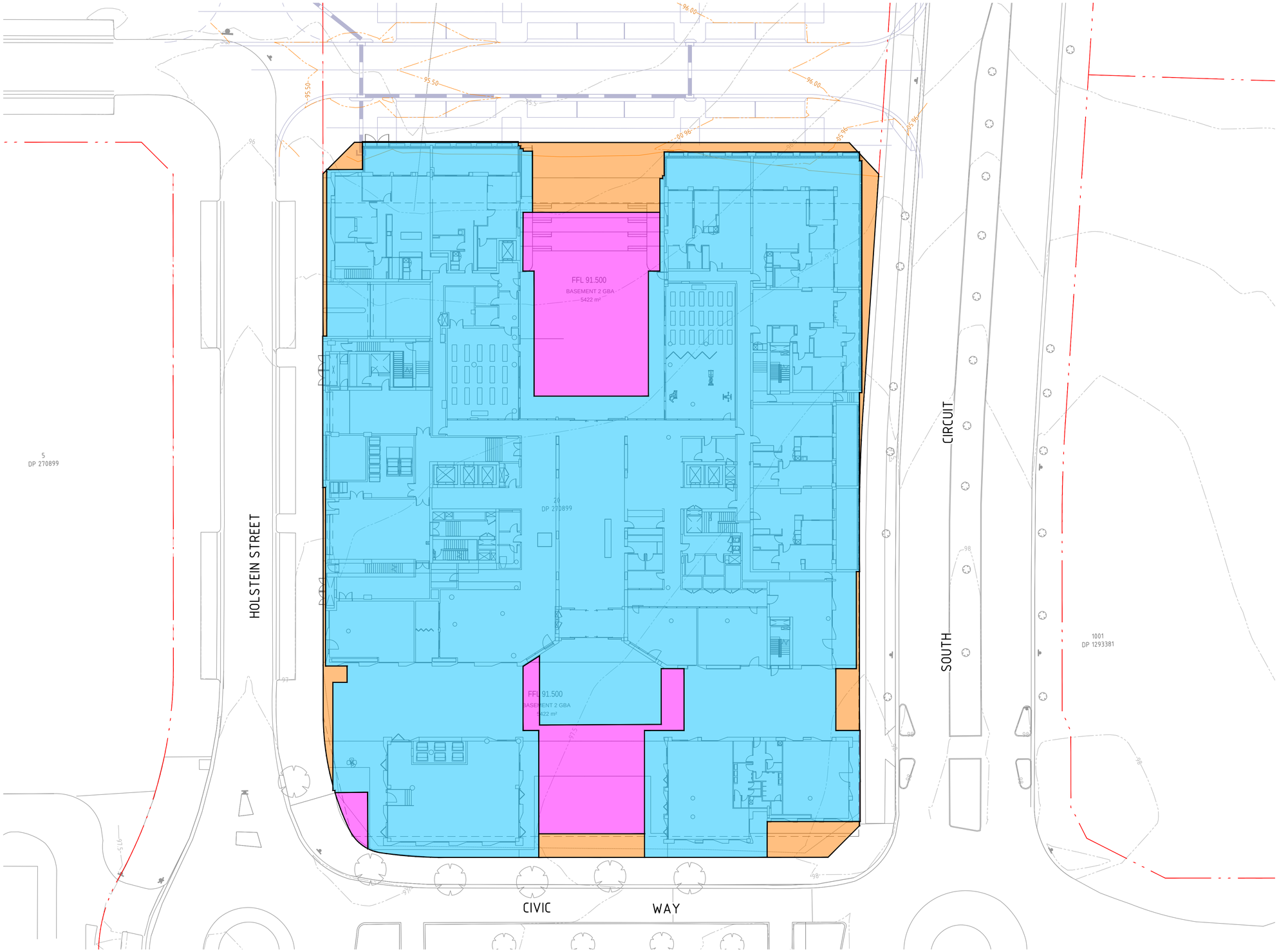

LEGEND

- PROPOSED BOUNDARY LINE
- EXISTING BOUNDARY LINE
- EXISTING CONTOURS
- PROPOSED CONTOURS
- CATCHMENT BOUNDARY
- CATCHMENT TAG (01\01 0.3671ha)
- EXISTING DRAINAGE STRUCTURE
- NEW DRAINAGE STRUCTURE
- ROOF AND PODIUM CATCHMENT TO DIRECTED TO RWT/OSD SYSTEM. AREA = 0.518Ha
- COURTYAD CATCHMENT TO DIRECTED RWT/OSD SYSTEM. AREA = 0.0606Ha
- COURTYAD CATCHMENT TO BYPASS RWT/OSD SYSTEM AND DIRECTED TO ADJOINING ROADWAY. AREA = 0.0370Ha

DRAWN: R.GILL
DESIGNED: D.WEERAMANTHRIE
JOB MANAGER: N.SUTHERLAND
VERIFIER:

NOT FOR CONSTRUCTION

REVISION	DESCRIPTION	ISSUED	VER'D	APP'D	DATE
01	ISSUED FOR DA	UM		DW	25.10.24

CLIENT: TULICH PTY LTD

DRAWING NOT TO BE USED FOR CONSTRUCTION UNLESS VERIFICATION SIGNATURE HAS BEEN ADDED

ARCHITECT: Studio.SC

STUDIO.SC
A: Level 1, 1 Chifley Square Sydney NSW 2000 Australia
www.studiosc.com.au
+61 2 9957 3988
thomsonadsett.com

THE COPYRIGHT OF THIS DRAWING REMAINS WITH NORTHROP CONSULTING ENGINEERS PTY LTD

ALL DIMENSIONS TO BE VERIFIED ON SITE BEFORE COMMENCING WORK.
NORTHROP ACCEPTS NO RESPONSIBILITY FOR THE USABILITY, COMPLETENESS OR SCALE OF DRAWINGS TRANSFERRED ELECTRONICALLY.
THIS DRAWING MAY HAVE BEEN PREPARED USING COLOUR, AND MAY BE INCOMPLETE IF COPIED TO BLACK & WHITE

SCALE 1:250@ A1 (0 2 4 6 8 10 12m)

NORTHROP
Sydney
Level 11 345 George Street, Sydney NSW 2000
Ph (02) 9241 4188 Fax (02) 9241 4324
Email sydney@northrop.com.au ABN 81 094 433 100

PROJECT: TULICH ORAN PARK
1 CIVIC WAY ORAN PARK, NSW, 2570

DRAWING TITLE: CIVIL ENGINEERING PACKAGE
STORMWATER CATCHMENT PLAN

JOB NUMBER: 241823
DRAWING NUMBER: C05.41
REVISION: 01
DRAWING SHEET SIZE = A1